



राजस्थान राज्य क्रीडा परिषद

सवाई मानसिंह स्टेडियम, जनपथ, जयपुर

कार्यालय दूरभाष नं० 0141-2744283, फ़ैक्स नं० 0141-2740568, ईमेल आईडी-rsscjaipur@gmail.com




क्रमांक : एफ-8/स.अ./मरम्मत कार्य/2023-24/1141

दिनांक : 20/02/2024

निविदा सूचना संख्या 43 / 2023-24

राजस्थान राज्य क्रीडा परिषद, जयपुर की ओर से सवाई मानसिंह स्टेडियम, जयपुर परिसर में विद्युत मरम्मत कार्य हेतु राज्य/केन्द्र सरकार के अधिकृत संगठनों के विभागों में पंजीकृत संवेदक, जो कि राजस्थान सरकार के उपयुक्त श्रेणी के संवेदकों के समकक्ष हो, से ई-प्रोक्यूरमेंट प्रक्रिया हेतु आनलाइन निविदा आमंत्रित की जाती है।

निविदा से संबंधित अन्य आवश्यक विवरण वेबसाइट <http://sppp.rajasthan.gov.in>, <http://eproc.rajasthan.gov.in> व www.rssc.in पर देखी जा सकती है।


(सोहन राम चौधरी)
आर.ए.एस
सचिव



RAJASTHAN STATE SPORTS COUNCIL

TENDER DOCUMENT

FOR

**Electrical Maintenance Work at Sawai Man Singh Stadium,
Jaipur.**

- NIT NO.** : NIT No. 43 /2023-24
- ESTIMATED COST** : Rs. 30.00 Lacs
- EARNEST MONEY** : Rs. 60,000/-
- DATE OF SALE / DOWNLOADING** : From Wednesday February 21, 2024, 10:00
Hours to Friday March 01, 2024, 13:00 Hours
- DATE OF RECEIPT (D.D. &
DOCUMENTS)** : From Wednesday February 21, 2024, 10:00
Hours to Friday March 01, 2024, 15:00 Hours
- DATE OF OPENING OF TENDER** : Friday March 01, 2024 AT 16:00 Hours
- COMPLETION PERIOD** : 1 Year (12 Months)
- COST OF TENDER** : Rs. 500/- in favour of Secretary, RSSC, Jaipur
- PROCESSING FEES** : Rs 500/- in favour of MD, RISL, Jaipur

Rajasthan State Sports Council. Jaipur

Important Dates of Bids


1. Completion Period	1 Year (12 Months)
2. Date of Issue of Notice Inviting Tender	Wednesday February 21, 2024
3. Period and Places of Sale/ Download of Bidding Documents -	From Wednesday February 21, 2024, 10:00 Hours to Friday March 01, 2024, 13:00 Hours http://sppp.rajasthan.gov.in , www.rssc.in & http://eproc.rajasthan.gov.in
4. Deadline for uploading	From Wednesday February 21, 2024, 10:00 Hours to Friday March 01, 2024, 13:00 Hours
5. Time and Date for Opening of Bids	Friday March 01, 2024, AT 16:00 Hours
6. Place of Opening of Bids	Rajasthan State Sports Council, SMS Stadium, Jaipur-302005
7. Officer Inviting Bids	Secretary, Rajasthan State Sports Council. Jaipur. Address: SMS Stadium, Jaipur-302005
8. Earnest money to be deposited	As per NIT



Instructions and information to bidder regarding Fee, EMD etc.

District	Name of Work Package No.	Estimated Cost (Rs.)	Earnest Money	Time Allowed for completion	End date and time for downloading Tender	Time and date of opening of tender	Place of Sale of documents	Class of contractor.
(1)	(2)	(3)	(4)	(5)	(6)	(7)	(8)	(9)
Jaipur	Electrical Maintenance Work at Sawai Man Singh Stadium, Jaipur	30.00 Lacs	Rs. 60,000/-	12 Months	Friday March 01, 2024, 13:00 Hours	Friday March 01, 2024, AT 16:00 Hours	http://sppp.rajasthan.gov.in , http://eproc.rajasthan.gov.in & www.rssc.in	A and Above category for Electrical works.

1. The Tender Fee and earnest money as mentioned above should be deposited in the appropriate form as per the tender documents in favour of **Secretary, Rajasthan State Sports Council, Jaipur** payable at **Jaipur** and **Processing Fees Rs 500/-** in favour of **MD, RISL, Jaipur** payable at Jaipur and must be uploaded scan copy of Registration of Firm, Demand Draft of Tender Cost, Processing Fee & Earnest Money and GST Number on the site
1. The tender can be viewed and downloaded from web site <http://sppp.rajasthan.gov.in>, <http://eproc.rajasthan.gov.in> & www.rssc.in
2. The authorized tender documents are available for inspection in the office of **Rajasthan State Sports Council, SMS Stadium, Jaipur** from all working days.



Annexure A: Compliance with the Code of Integrity and No Conflict of Interest

Any person participating in a procurement process shall-

- (a) Not offer any bribe, reward or gift or any material benefit either directly or indirectly in exchange for an unfair advantage in procurement process or to otherwise influence the procurement process;
- (b) Not misrepresent or omit that misleads or attempts to mislead so as to obtain a financial or other benefit or avoid an obligation;
- (c) Not indulge in any collusion, Bid rigging or anticompetitive behavior to impair the transparency, fairness and progress of the procurement process;
- (d) Not misuse any information shared between the procuring entity and the bidders with an intent to gain unfair advantage in the procurement process;
- (e) Not indulge in any coercion including impairing or harming or threatening to do the same, directly or indirectly, to any party or to its property to influence the procurement process;
- (f) Not obstruct any investigation or audit of a procurement process;
- (g) Disclose conflict of interest, if any; and
- (h) Disclose any previous transgressions with any entity in India or any other country during the last three years or any debarment by any other procuring entity.


Conflict of interest.-

The Bidder participating in a bidding process must not have a Conflict of Interest.

A Conflict of interest is considered to be a situation in which a party has interests that could improperly influence that party's performance of official duties or responsibilities, contractual obligations, or compliance with applicable laws and regulations.

(i) A bidder may be considered to be in conflict of interest with one or more parties in the bidding process if, including but not limited to:

- (a) Have controlling partners/shareholders in common; or
- (b) Receive or have received any direct or indirect subsidy from any of them; or
- (c) Have the same legal representative for purposes of the bid; or
- (d) have a relationship with each other, directly or through common third parties, that puts them in a position to have access to information about or influence on the bid of another bidder, or influence the decisions of the procuring Entity regarding the bidding process; or
- (e) The bidder participates in more than one bid in a bidding process. Participation by a bidder in more than one bid will result in the disqualification of all bids in which the bidder is involved. However, this does not limit the inclusion of the same subcontractor, not otherwise participating as a bidder, in more than one bid; or
- (f) the bidder or any of its affiliates participated as a consultant in the preparation of the design or technical specifications of the goods, Works or services that are the subject of the Bid; or
- (g) Bidder or any of its affiliates has been hired (or proposed to be hired) by the procuring entity as engineer-in-charge/consultant for the contract.




Annexure B: Declaration by the Bidder regarding Qualifications
Declaration by the Bidder

In relation to my/our Bid submitted tofor procurement of
.....in response to their Notice inviting Bids
No.....Dated.....I/wehereby declare under Section 7 of
Rajasthan Transparency in Public Procurement Act, 2012 that :

1. I/we possess the necessary professional, technical, financial and managerial resources and competence required by the Bidding Document issued by the Procuring Entry;
2. I/we have fulfilled my/our obligation to pay such of the taxes payable to the union and the state government or any local authority as specified in the Bidding Document.
3. I/we are not insolvent, in receivership, bankrupt or being wound up, not have my/our affairs administered by a court or a judicial officer, not have my/our business activities suspended and not the subject of legal proceedings for any of the foregoing reasons;
4. I/we do not have, and our directors and officers not have, been convicted of any criminal offence related to my/our professional conduct or the making of false statements or misrepresentations as to my/our qualifications to enter into a procurement contract within a period of three years preceding the commencement of this procurement process, or not have been otherwise disqualified pursuant to debarment proceedings;
5. I/we do not have a conflict of interest as specified in the Act, Rules and the Bidding Document, which materially affects fair competition;

Date:
Place:

Signature of bidder
Name:
Designation:
Address:



Annexure C: Grievance Redressed during Procurement Process

The designation and address of the First Appellate Authority is **Deputy Secretary, Youth Affairs & Sports Department Govt. of Rajasthan**. The designation and address of the Second Appellate Authority is **Principal Secretary, Youth Affairs & Sports Department Govt. of Rajasthan, Jaipur**.

(1) Filing an appeal:-

if any bidder or prospective bidder is aggrieved that any decision, action or omission of the procuring entity is in contravention to the provisions of the Act or the rules or the guidelines issued there under, he may file an appeal to First Appellate authority, as specified in the Bidding document within a period of ten days from the date of such decision or action, omission, as the case may be, clearly giving the specific ground or grounds on which he feels aggrieved:

Provided that after the declaration of a bidder as successful the appeal may be filed only by a bidder who has participated in procurement proceedings:

Provided further that in case a procuring entity evaluates the technical bids before the opening of the financial bids, an appeal related to the matter of financial bids may be filed only by a bidder whose technical bid is found to be acceptable.

(2) The officer to whom an appeal is filed under Para (1) shall deal with the appeal as expeditiously as possible and shall endeavor to dispose it of within thirty days from the date of the appeal.

(3) If the officer designated under Para (1) fails to dispose of the appeal filed within the period specified in Para (2), or if the bidder or prospective bidder or the procuring entity is aggrieved by the order passed by the first appellate authority, the bidder or prospective bidder or the procuring entity, as the case may be, may file a second appeal to second appellate authority specified in the bidding document in this behalf within fifteen days from the expiry of the period specified in Para (2) or of the date of receipt of the order passed by the first appellate authority, as the case may be.

(4) Appeals not to lie in certain cases:-

No appeal shall lie against any decision of the procuring entity relating to the following matters, namely:-

- (a) Determination of need of procurement
- (b) Provisions limiting participation of bidders in the bid process
- (c) The decision of whether or not to enter into negotiations
- (d) Cancellation of a procurement process
- (e) Applicability of the provisions of confidentiality

(5) Form of Appeals:-


- (a) An appeal under Para (1) or (3) above shall be in the annexed form along with as many copies as there are respondents in the appeal.
- (b) Every appeal shall be accompanied by an order appealed against, if any, Affidavit verifying the facts stated in the appeal and proof of payment of fee,
- (c) Every appeal may be presented to first appellate authority or second Appellate authority, as the case may be, in person or through registered post Or authorized representative.

(6) Fee for filing Appeal:-

- (a) Fee for first appeal shall be rupees two thousand five hundred and for second appeal shall be rupees ten thousand, which shall be non-refundable.
- (b) The fee shall be paid in the form of bank demand draft or banker's cheque of a scheduled bank in India payable in the name of appellate authority concerned.

7) **Procedure for disposal of Appeal:-**

- (a) The first appellate authority or second appellate authority as the case may be, upon filing of appeal, shall issue notice accompanied by copy of appeal, affidavit and documents, if any, to the respondents and fix date of hearing
- (b) On the date fixed for hearing, the first appellate authority or second appellate authority, as the case may be shall-
 - (i) Hear all the parties to appeal present before him; and
 - (ii) Peruse or inspect documents, relevant records or copies thereof relating to the matter.
- (c) After hearing the parties, perusal or inspection of documents and relevant records or copies thereof relating to the matter, the appellate authority concerned shall pass an order in writing and provide the copy of order to the parties to appeal free of cost.
- (d) The order passed under sub-clause (c) above shall also be placed on the state public procurement portal.



Annexure D: Additional Conditions of Contract

1. Correction of arithmetical errors

Provided that a Financial Bid is substantially responsive, the Procuring Entity will correct arithmetical errors during evaluation of Financial Bids on the following basis:

- i. If there is a discrepancy between the unit price and the total price that is obtained by multiplying the unit price and quantity, the unit price shall prevail and the total price shall be corrected, unless in the opinion of the Procuring Entity there is an obvious misplacement of the decimal point in the unit price, in which case the total price as quoted shall govern and the unit price shall be corrected;
- ii. If there is an error in a total corresponding to the addition or subtraction of subtotals, the subtotals shall prevail and the total shall be corrected; and
- iii. If there is a discrepancy between words and figures, the amount in words shall prevail, unless the amount expressed in words is related to an arithmetic error, in which case the amount in figures shall prevail subject to (i) and (ii) above.

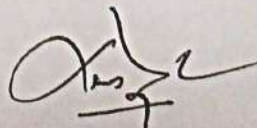
If the Bidder that submitted the lowest evaluated Bid does not accept the correction of errors, its Bid shall be disqualified and its Bid Security shall be forfeited or its Bid Securing Declaration shall be executed.

2. Procuring Entity's Right to Vary Quantities

- (i) At the time of award of contract, the quantity of Goods, Works or services originally specified in the Bidding Document may be increased or decreased by a specified percentage, but such increase or decrease shall not exceed Five percent, of the quantity specified in the Bidding Document. It shall be without any change in the unit prices or other terms and conditions of the Bid and the conditions of contract.
- (ii) If the Procuring Entity does not procure any subject matter of procurement or procures less than the quantity specified in the Bidding Document due to change in circumstances, the Bidder shall not be entitled for any claim or compensation except otherwise provided in the Conditions of Contract.
- (i) In case of procurement of Goods or services, additional quantity may be procured by placing a repeat order on the rates and conditions of the original order. However, the additional quantity shall not be more than 50% of the value of Goods of the original contract and shall be within one month from the date of expiry of last supply. If the supplier fails to do so, the Procuring Entity shall be free to arrange for the balance supply by limited Bidding or otherwise and the extra cost incurred shall be recovered from the supplier.

3. Dividing quantities among more than one Bidder at the time of award (In case of procurement of Goods)

As a general rule all the quantities of the subject matter of procurement shall be procured from the Bidder, whose Bid is accepted. However, when it is considered that the quantity of the subject matter of procurement to be procured is very large and it may not be in the capacity of the Bidder, whose Bid is accepted, to deliver the entire quantity or when it is considered that the subject matter of procurement to be procured is of critical and vital nature, in such cases, the quantity may be divided between the Bidder, whose Bid is accepted and the second lowest Bidder or even more Bidders in that order, in a fair, transparent and equitable manner at the rates of the Bidder, whose Bid is accepted.



राजस्थान राज्य क्रीडा परिषद

सवाई मानसिंह स्टेडियम, जनपथ, जयपुर

कार्यालय दूरभाष नं० 0141-2744283, फ़ैक्स नं० 0141-2740568, ईमेल आईडी—rsscjaipur@gmail.com

बोली की शर्तें

विशेष टिप्पणी :- बोलीदाताओं को इन शर्तों को सावधानी पूर्वक पढ़ना चाहिए तथा अपनी ई-बोलियां भेजते समय इनकी पूर्ण रूपेण पालना करनी चाहिए।

1. तकनीकी प्रस्तावों में सफल बोलीदाताओं के ही वित्तीय प्रस्ताव खोले जावेंगे जो निविदादाता तकनीकी बिड में सफल नहीं पाये गये उनकी वित्तीय बोली नहीं खोली जायेगी।
2. कोई भी फर्म/संवेदक यदि जी.एस.टी. अधिनियम के अन्तर्गत पंजीकृत नहीं है तो वह बोली नहीं देगा। इनके अभाव में बोलियों पर विचार नहीं किया जायेगा। जी. एस. टी. देयता प्रमाण पत्र दिसम्बर, 2023 का संलग्न करना आवश्यक है।
3. दरें जी.एस.टी. तथा केन्द्र व राज्य सरकार द्वारा देय समस्त करों सहित देनी होंगी।
4. बोली ऑन-लाईन प्रस्तुत की जावेगी एवं निर्दिष्ट कॉलमों में प्रविष्टी की जावेगी।
5. दरें गन्तव्य स्थान तक एफ.ओ.आर. सवाई मानसिंह स्टेडियम जयपुर के आधार पर होंगी अर्थात् परिवहन संबंधी कोई राशि परिषद द्वारा पृथक से देय नहीं होगी।
6. बोलियां उपापन अधिनियम/पारदर्शिता अधिनियम के तत्संबंधी प्रावधानों (धारा-28 आदि) के अध्याधीन रहते हुये उनके खोले जाने की दिनांक से एक वर्ष की अवधि के लिए विधि मान्य होंगी।
7. बोलीदाता अपनी संविदा या उसके किसी भाग को किसी अन्य एजेन्सी के लिए नहीं सौंपेगा या उपभाडे पर नहीं देगा।
8. बोलीदाता का उसके प्रतिनिधि की ओर से प्रत्यक्ष अथवा अप्रत्यक्ष रूप से अपना पक्ष समर्थन करना एक प्रकार की अनर्हता होगी। हित विरोधी धारा 80 होगी।
9. विहित समय एवं तारीख के पश्चात् जो भी बोलियां प्राप्त होंगी उन्हें किसी स्थिति में स्वीकार नहीं किया जावेगा।
10. यदि बोलीदाता ऐसी कोई शर्त आरोपित करता है जो उसमें वर्णित शर्तों के अतिरिक्त है या उनके विरोध में है तो उसकी बोली को संक्षिप्त रूप में कार्यवाही कर रद्द कर दिया जावेगा।
11. तकनीकी बोली के साथ बोलीदाता को निम्न दस्तावेज संलग्न करने अनिवार्य होंगे (जिसके आधार पर तकनीकी बिड का मूल्यांकन किया जायेगा) :-
 - i. बोली में अंकित पते के प्रमाण हेतु पानी/बिजली/टेलीफोन/मोबाईल के बिल, पेन कार्ड, पासपोर्ट, आधार कार्ड अथवा ड्राईविंग लाईसेन्स में से कोई एक की प्रमाणित छाया प्रतियां।
 - ii. बोलीदाता/फर्म का विगत 3 वित्तीय वर्षों (2020-21, 2021-22 एवं 2022-23) में औसत वार्षिक टर्न ओवर 30.00 लाख से कम नहीं होना चाहिये। इस हेतु बोलीदाता को उक्त वर्षों का सीए से प्रमाणित प्रमाण पत्र की प्रति मय यूडीआई नम्बर सहित संलग्न करनी होगी।
 - iii. गत 3 वर्षों (2020-21, 2021-22 एवं 2022-23) में राजकीय विभागों में किये गये विद्युत कार्य का एकल कार्य आदेश 30.00 लाख या उससे अधिक या दो कार्य आदेश 15.00 लाख का होना आवश्यक है। इसके प्रमाणीकरण हेतु कार्यादेश एवं कार्य के सन्तोषजनक होने का प्रमाण पत्र आदि आवश्यक दस्तावेज संलग्न करने होंगे

- iv. बोलीदाता को माल एवं सेवाकर (GST) के रजिस्ट्रेशन की प्रति संलग्न करनी होगी।
- v. अमानत राशि एवं बोली प्रपत्र शुल्क का डी.डी. संलग्न करना होगा।

12. बयाना राशि :-

- (क) बोली से पूर्व (2% बोली सूचना के अनुसार) नियमानुसार बयाना राशि ऑन-लाईन प्रस्तुत की जायेगी। इसके बिना बोलीओं पर विचार नहीं किया जायेगा। यह राशि सचिव, राजस्थान राज्य क्रीड़ा परिषद, जयपुर के पक्ष में बैंक ड्राफ्ट/बैंकर्स चैक में से किसी रूप में जमा करायी जा सकती है।
- (ख) असफल बोलीदाता की बयाना राशि बोली को अंतिम रूप से स्वीकार करने के बाद यथा संभव शीघ्र लौटा दी जावेगी।
- (ग) अनुमोदन की प्रतीक्षा करने वाली या रद्द की गई या संविदाओं के पूर्ण हो जाने के कारण परिषद कार्यालय के पास जमा बयानाराशि/प्रतिभूति निक्षेप को नवीन निविदा के लिए बायाना राशि/प्रतिभूति राशि के प्रति समायोजित नहीं किया जायेगा।

13. बयाना राशि का समपहरण:- बयाना राशि को निम्नलिखित मामलों में समपहरत कर लिया जायेगा:-

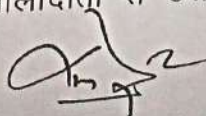
- (क) जब बोलीदाता बोली खोलने के बाद किन्तु बोली को स्वीकार करने के पूर्व प्रस्ताव को वापस लेता है या उसमें उपान्तरण करता है।
- (ख) जब बोलीदाता विनिष्ट समय के भीतर विहित करार को निष्पादित नहीं करता है।
- (ग) जब बोलीदाता प्रदायगी के लिए आदेश देने के बाद प्रतिभूति राशि जमा नहीं कराता हो।
- (घ) जब वह निर्धारित समय के अन्तर्गत आदेशों के अनुसार कार्य करने में असफल रहता है अथवा संतोषजनक सेवाएं देने में असमर्थ रहता है।

14. करार एवं प्रतिभूति निक्षेप :-

- (क) सफल बोलीदाता को आदेश दिनांक से 7 दिन की अवधि के भीतर नियमानुसार मूल्य के नॉन ज्यूडिशियन स्टॉम्प पेपर पर (जिसका व्यय स्वयं बोलीदाता द्वारा वहन किया जावेगा) एक करार-पत्र निष्पादित करना होगा तथा प्रावधित मूल्य जिसके लिए बोली स्वीकार की गई है।
- (ख) बोली के समय जमा कराई गई बयाना राशि को प्रतिभूति की राशि के लिए समायोजित किया जायेगा।
- (ग) बयाना/प्रतिभूति राशि पर परिषद द्वारा कोई ब्याज का भुगतान नहीं किया जायेगा।
- (घ) प्रतिभूति राशि के रूप में नकद रसीद पत्र/शिड्यूल बैंक का ड्राफ्ट/बैंकर्स चैक मान्य होंगे।


15. प्रतिभूति राशि का समपहरण :- प्रतिभूति की राशि को पूर्ण अथवा आंशिक रूप से निम्नलिखित मामलों में समपहरत किया जायेगा:-

- (क) जब संविदा की किसी शर्त/अथवा शर्तों का उल्लंघन किया गया हो।
- (ख) जब बोलीदाता सम्पूर्ण कार्य संतोषजनक ढंग से करने में असफल रहा हो।
- (ग) प्रतिभूति निक्षेप को समपहरत करने के मामले में युक्तियुक्त नोटिस दिया जावेगा इस सम्बन्ध में परिषद के अधिकारी का निर्णय अन्तिम होगा।
- (घ) कार्य में असफल रहने पर परिषद द्वारा वैकल्पिक व्यवस्था किये जाने पर उसमें जो भी व्यय होगा बोलीदाता से उसकी प्रतिभूति राशि में से अथवा



उसको देय बिल की राशि के भुगतान में से की जायेगी। यदि वसूली करना सम्भव न हो तो राजस्थान पी.डी.आर.एक्ट या प्रवृत्त अन्य किसी कानून के अन्तर्गत कार्यवाही की जायेगी।

16. करार पत्र को पूर्ण करने एवं उस पर स्टाम्प लगाने का व्यय बोलीदाता द्वारा वहन किया जायेगा तथा परिषद को उस करार पत्र की निष्पादित स्टाम्प शुदा प्रति पडत निःशुल्क प्रस्तुत की जायेगी।
17. परिषद के प्राधिकृत अधिकारी या उसका विधिवत् प्राधिकृत प्रतिनिधि सभी युक्तियुक्त उचित समयों पर ठेकेदार के परिसर में जायेगा तथा वह विनिर्माण की प्रक्रिया के दौरान या उसके बाद जैसे भी हो किसी भी समय सामग्री का निरीक्षण एवं जांच करने की शक्ति रखेगा।
18. परीक्षण प्रभार परिषद द्वारा वहन किये जायेंगे। यदि बोलीदाता अत्यावश्यक तत्काल परीक्षण कराना चाहता है या यदि परिणामों से यह ज्ञात होता है कि प्रदाय किया गया सामान विहित स्तरों या विनिर्देशों के अनुसार नहीं है तो परीक्षण प्रभार बोलीदाता द्वारा वहन किये जायेंगे।
19. अनुमोदित कार्य के लिए यह समझा जाएगा कि उसने कार्य किये जाने वाले विनिर्देशों की सावधानीपूर्वक जांच कर ली है यदि उसे इन शर्तों, विनिर्देशों, रेखाचित्रों आदि के किसी भाग के आशय के बारे में कोई सन्देह हो तो वह संविदा पर हस्ताक्षर करने से पूर्व परिषद से स्पष्टीकरण प्राप्त करेगा।
20. सफल बोलीदाता को कार्य आदेश जारी तिथि के 10 दिवस के अन्दर कार्य प्रारम्भ करना होगा।
21. यदि निविदा सूचना में दर्शित मात्रा से अधिक के लिए आदेश दिया जाता है, तो निविदादाता अपेक्षित कार्य करने के लिए बाध्य होगा। पुनः आदेश भी निविदा में दी गयी शर्तों पर दिए जा सकेंगे परन्तु शर्त यह है, कि ऐसे पुनःआदेश मूल रूप से खरीदी गयी मात्रा की 50 प्रतिशत तक के अतिरिक्त प्रदाय के लिए ही होंगे।
22. गारन्टी :- गारन्टी नियमानुसार होगी।
23. परिसमापित नुकसानी :-
 - (1) परिसमापित नुकसानी के साथ कार्य अवधि में वृद्धि करने के मामले में, वसूली राजस्थान लोक उपापन पारदर्शिता अधिनियम, 2012 एवं राजस्थान लोक उपापन पारदर्शिता नियम 2013 के प्रावधान अनुसार होगी।
 - (2) यदि प्रदायकर्ता किन्हीं बाधाओं के कारण संविदान्तर्गत कार्य का प्रदाय पूरा करने के लिए समय में वृद्धि कराना चाहता है, तो वह लिखित में परिषद को आवेदन करेगा। किन्तु वह उसके लिए निवेदन बाधा के घटित होने पर तुरन्त उसी समय करेगा न कि प्रदाय पूर्ण होने की निर्धारित तारीख के बाद करेगा।
 - (3) यदि कार्य प्रदाय करने में उत्पन्न हुई बाधा बोलीदाता के नियन्त्रण से परे कारणों से हुई हो तो कार्य की अवधि में वृद्धि परिसमापित नुकसानी सहित या रहित की जा सकेगी।
24. वसूली :- परिसमापित नुकसानी, कम प्रदाय, टूट-फूट, रद्द की गई वस्तुओं के लिए वसूली साधारण रूप से बिल में से की जाएगी। संवेदक कम प्रदाय, टूट-फूट, रद्द किए गए कार्यों की सीमा तक राशि को भी रोका जा सकेगा तथा यदि सेवा सन्तोषजनक ढंग से उनको कार्य करता है तो परिसमापित नुकसानी के साथ वसूली उसे देय राशि एवं विभाग के पास उपलब्ध प्रतिभूति



निक्षेप से की जाएगी। यदि वसूली करना सम्भव न हो तो राजस्थान पी डी आर एक्ट या प्रवृत्त अन्य कानून के अन्तर्गत कार्रवाई की जाएगी।

25. भुगतान :-

- (क) बोलीदाता द्वारा क्रेता अधिकारी को उचित प्रारूप में लोक उपापन नियमों के अनुसार बिल प्रस्तुत करने पर भुगतान किया जायेगा। सभी प्रेषण प्रमार बोलीदाता द्वारा वहन किये जायेंगे। किसी भी सूरत में अग्रिम भुगतान नहीं किया जायेगा।
- (ख) विवादास्पद मदों में राशि का 10 प्रतिशत से 25 प्रतिशत तक को रोका जायेगा तथा उस विवाद का निपटारा हो जाने पर उसका भुगतान कर दिया जायेगा।
- (ग) उन मामलों में, जिनमें परीक्षण करने की जरूरत है, भुगतान तभी किया जायेगा जब उनका परीक्षण कर लिया जाये तथा प्राप्त हुए परीक्षण परिणाम विहित निर्देशों के अनुरूप हों।
26. यदि कार्य की तात्कालिक आवश्यकता के कारण पूर्ण या आंशिक रूप में उन कार्यों को बदलना साध्य नहीं समझा जाए तो राजस्थान राज्य क्रीडा परिषद द्वारा बोलीदाता को सुनवाई किये जाने का एक उचित अवसर देकर, ऐसे कारणों से जो अभिलिखित किये जायेंगे, अनुमोदित दरों में से उपयुक्त राशि की कटौती करेगा। इस प्रकार की गई कटौती अन्तिम होगी।
27. निविदादाता करार को निष्पादित करते समय निम्नलिखित दस्तावेज प्रस्तुत करेगा :-
- (i) यदि भागीदारी फर्म हो तो "पार्टनरशिप डीड" की अनुप्रमाणित प्रति।
- (ii) यदि भागीदारी फर्म रजिस्ट्रार ऑन फर्म्स के पास पंजीकृत हो तो पंजीयन संख्या एवं उसका वर्ष।
- (iii) एक मात्र स्वामित्व के मामले में आवास एवं कार्यालय का पता, टेलीफोन नम्बर।
- (iv) कम्पनी के मामले में कम्पनी के रजिस्ट्रार के द्वारा जारी किया गया प्रमाण-पत्र।
28. संविदा के निर्वचन, आशय या संविदा की शर्तों के उल्लंघन के सम्बन्ध में या अन्य किसी भी प्रकार का विवाद होने पर परिषद का निर्णय अन्तिम होगा।
29. समस्त विधिक कार्यवाहियां यदि संस्थित किया जाना आवश्यक हो तो जयपुर स्थित न्यायालय में ही की जाएगी। अन्यत्र नहीं की जाएगी।
30. बोलीदाता द्वारा अपलोड किये जाने वालो दस्तावेजों पर नम्बरिंग होनी चाही एवं चैक लिस्ट भर कर प्रस्तुत करनी होगी।
31. सचिव, राजस्थान राज्य क्रीडा परिषद, जयपुर को बिना कारण बताये किसी भी बोली को स्वीकार/अस्वीकार करने का अधिकार होगा।
32. जी.एफ. एण्ड ए.आर., राजस्थान लोक उपापन पारदर्शिता अधिनियम, 2012 एवं राजस्थान लोक उपापन पारदर्शिता नियम 2013 के प्रावधान लागू होंगें।

बोलीदाता के हस्ताक्षर
(मय नाम पता एवं मोहर)

घोषणा

मैंने/हमने सवाई मानसिंह स्टेडियम, जयपुर में विद्युत मरम्मत कार्य हेतु (मय सामग्री) की बोली के नियम एवं शर्तों को भली-भाँति पढ़ व समझ लिया है। मुझे/हमारी फर्म को किसी भी विभाग द्वारा ब्लेक-लिस्ट नहीं किया गया है। इन शर्तों एवं नियमों के अधीन मैं/हम उक्त कार्य करने हेतु सहमत एवं वचनबद्ध हूँ/हैं। यदि मेरे/हमारे द्वारा की किसी बोली की शर्तों, नियमों अथवा आदेशों का उल्लंघन किया जावेगा तो सक्षम अधिकारी द्वारा मेरे/हमारे विरुद्ध बोली के नियम/शर्तों के उल्लंघन की कार्यवाही करने के लिए अधिकृत होगा। इस सम्बन्ध में मुझे/हमें सक्षम/अधिकृत अधिकारी द्वारा लिया गया निर्णय मान्य होगा तथा इसमें मुझे/हमको कोई आपत्ति/हस्तक्षेप नहीं है।

हस्ताक्षर बोलीदाता.....

नाम/पता

टेलीफोन नं.


दिनांक



General Instructions for Filling of Bid

The complete bidding document has been published on the website www.rssc.in, <http://sppp.raj.nic.in>, <http://eproc.raj.gov.in>, for the purpose of downloading.

1. Bidders who wish to participate in this bidding process must register on www.rssc.in & <http://sppp.raj.nic.in>,
2. To participate in online bidding process, Bidders must procure a Digital Signature Certificate (Type III) as per Information Technology Act-2000 using which they can digitally sign their electronic bids. Bidders can procure the same from any CCA approved certifying agency, i.e. TCS, safe crypt, Node etc. Bidders who already have a valid Digital Signature Certificate (DSC) need not procure a new DSC.
3. Bidder (authorized signatory) shall submit their offer on-line in Electronic formats both for Technical and financial proposal. However, DD for Tender Fees, EMD payable in favor of SECRETARY RAJASTHAN STATE SPORTS COUNCIL, JAIPUR, payable at Jaipur and Processing Fees payable in favor of Managing Director, RAJCOMP Info Services Limited, payable at JAIPUR. **Tender fee, EMD and processing fee DD should be submitted physically at the office of RAJASTHAN STATE SPORTS COUNCIL, JAIPUR, and Scanned copy of same should also be uploaded along with the technical bid.**
4. RAJASTHAN STATE SPORTS COUNCIL, JAIPUR will not be responsible for delay in online submission due to any reason. For this, bidders are requested to upload the complete bid well advance in time so as to avoid Last hours issues like slow speed; choking of web site due to heavy load or any other unforeseen problems.
5. Bidders are also advised to refer "Bidders Manual Kit" available at e-Proc website for further details about the e-tendering process.
6. No contractual obligation, whatsoever shall arise from the bidding process unless and until a formal contract is signed and executed between the tendering authority and the successful Bidder.


SECRETARY

UNDERTAKING BY THE BIDDER

This is to certify that I/we before signing this tender have read and fully understood all the terms and conditions contained herein and undertake myself/ourselves to abide by them. I/We have signed all the pages in acceptance of the terms and conditions.


I/We also undertake that I/We will not adopt any malpractices at any stage of bidding/execution.

Signature of the Bidder with Seal

Name:

Designation:

Address:



BIDDER'S AUTHORIZATION CERTIFICATE {to be filled by the bidder}

To,
{Tendering Authority},

I/
We.....{Name/Designatio
n} hereby declare/ certify that

..... {Name/ Designation} is hereby authorized to sign
relevant documents on behalf of the company/ firm in dealing with Tender with
RAJASTHAN STATE SPORTS COUNCIL, JAIPUR.

He/ She is also authorized to attend meetings & submit technical & commercial
information/ clarifications as may be required by you in the course of processing the Bid.
For the purpose of validation, his/ her verified signatures are as under.

Thanking you,

Name of the Bidder: -
Authorized Signatory: -
Seal of the Organization: -
Date:
Place:

Verified Signature:

CHECKLIST OF DOCUMENTS SUBMITTED

S. No.	Documents to be submitted	Submitted	Not Submitted	Page No.
1.	Scanned Copies of tender document fee, EMD and processing fees			
2.	Copy of Registration of firms (A and Above category for Electrical works, Registration under Govt. Department's of Rajasthan).			
3.	Copy of GST Registration			
4.	Copy of PAN Card			
5.	Proof of Work order and Satisfactory Completion of Electrical work should be as per tender document condition no. 11 (iii) in financial Year 2020-21, 2021-22 2022-23.			
6.	Certificate from Chartered Accountant having UDIN for the proof of average annual Turnover that must be equal/more than the cost of work (bid cost) in the last three Financial Years from 2020-21, 2021-22 2022-23			
7.	Annexure A to D duly signed in context to RTPP Rules-2013.			
8.	Authorization certificate If the tender is signed other than owners			
9.	Copy of GST paid certificate filed by December, 2023 Financial Year 2023-24 in GSTR-3B Performa			
10.	Tender document and Technical Bid and undertaking all three duly signed			
11.	Any other Document			

Note: -1. The work executed under Govt. /Semi-Govt. / Autonomous Departments shall be considered for experience purposes.

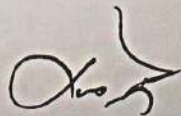
2. Similar nature shall means works related to Electrical works.

3. Last Three FY for works means 2020-21, 2021-22 & 2022-23.

4. Last three FY for average annual turnover means 2020-21, 2021-22 & 2022-23.

5. The contractor should ensure that the Registration should be latest or updated.


Signature of Bidder Seal of Establishment
Full Name of Bidder with address and date



Quantity			Particular	Rate		Amount
1			Wiring of light point/ fan point/ exhaust fan point/ call bell point with 1.5 sq. mm nominal size FR PVC insulated unsheathed flexible copper conductor 1.1 kV grade and 1.5 sq. mm nominal size FR PVC insulated unsheathed flexible copper earth conductor 1.1 kV grade (IS:694) in recessed ISI marked MMS (IS:9537 P - III) virgin material PVC conduit & it's ISI marked (IS:3419-1988) accessories, round tiles, 1.2 mm thick Hot Dipped Galvanized Modular Box with earth terminal, 10A Modular switch, Modular face plate with grid plate, 3 pin ceiling rose / Holder / 3 way connector, screws, making connections, testing etc. as required. For specification of copper Conductor, Phenolic Laminated sheet's & Electrical/ Wiring accessories refer Chapter E - 04, E - 05 & E - 07 For additional technical parameters of product / work refer Annexure 'A' attached with this BSR			
a	1.00	P. point	Short point (up to 3 mtr.)	359.00	P. point	359.00
b	1.00	P. point	Medium point (up to 6 mtr.)	578.00	P. point	578.00
c	1.00	P. point	Long point (up to 10 mtr.)	772.00	P. point	772.00
2			Wiring of 3/5 pin 6 amp. Light plug point with 1.5 sq. mm nominal size FR PVC insulated unsheathed flexible copper conductor 1.1 kV grade and 1.5 sq. mm nominal size FR PVC insulated unsheathed flexible copper earth conductor 1.1 kV grade (IS:694) in recessed ISI marked MMS (IS:9537 P - III) PVC conduit & it's ISI marked (IS:3419-1988) accessories, Hot Dipped Galvanized Modular box of 1.2 mm thick with earth terminal, 10 A modular switch, 3/5 pin 6 A modular socket, Modular face plate with grid plate, screws, making connections, testing etc. as required. For specification of copper Conductor, Phenolic Laminated sheet's & Electrical/ Wiring accessories refer Chapter E - 04, E - 05 & E - 07 For additional technical parameters of product / work refer Annexure 'A' attached with this BSR			
a	1.00	P. point	On board	357.00	P. point	357.00
b	1.00	P. point	Short point (up to 3 mtr.)	507.00	P. point	507.00
c	1.00	P. point	Medium point (up to 6 mtr.)	726.00	P. point	726.00
d	1.00	P. point	Long point (up to 10 mtr..)	920.00	P. point	920.00
3			S&F following sizes (dia.) of ISI marked virgin material MMS (IS:9537 P - III) PVC conduit along with ISI marked (IS:3419-1988) accessories as required in recess including cutting the wall, covering conduit and making good the same as required. For additional technical parameters of product / work refer Annexure 'A' attached with this BSR			
a	1.00	R. mtr.	20 mm	40.00	R. mtr.	40.00
b	1.00	R. mtr.	25 mm	56.00	R. mtr.	56.00
c	1.00	R. mtr.	32 mm	84.00	R. mtr.	84.00
d	1.00	R. mtr.	40 mm	115.00	R. mtr.	115.00
e	1.00	R. mtr.	50 mm	170.00	R. mtr.	170.00
4			Rewiring of light point/ fan point/ exhaust fan point/ call bell point with 1.5 sq. mm nominal size FR PVC insulated unsheathed flexible copper conductor 1.1 kV grade and 1.5 sq. mm nominal size FR PVC insulated unsheathed flexible copper earth conductor 1.1 kV grade (IS:694) in recessed ISI marked MMS (IS:9537 P - III) virgin material PVC conduit & it's ISI marked (IS:3419-1988) accessories, round tiles, 1.2 mm thick MS box with earth terminal, 6 A switch, 3 pin ceiling rose/holder / 3 way connector, 3.0 mm thick ISI marked (IS:2036-1995) phenolic laminated sheet, Al.alloy / Cadmium plated iron/ brass screws, cup washers, making connections, testing etc. as required. For specification of copper Conductor, Phenolic Laminated sheet's & Electrical/ Wiring accessories refer Chapter E - 04, E - 05 & E - 07 For additional technical parameters of product / work refer Annexure 'A' attached with this BSR			
a	1.00	P. point	Short point (up to 3 mtr.)	256.00	P. point	256.00

	1.00	P. point	Medium point (up to 6 mtr.)	472.00	P. point	472.00
	1.00	P. point	Long point (up to 10 mtr.)	662.00	P. point	662.00
			Rewiring of 3/5 pin 6 amp. Light plug point with 1.5 sq. mm nominal size FR PVC insulated unsheathed flexible copper conductor 1.1 kV grade and 1.5 sq. mm nominal size FR PVC insulated unsheathed flexible copper earth conductor 1.1 kV grade (IS:694) in recessed ISI marked MMS (IS:9537 P - III) virgin material PVC conduit & it's ISI marked (IS:3419-1988) accessories, 1.2 mm thick MS box with earth terminal of required size. 6 A switch, 3/5 pin 6 A socket, 3.0 mm thick ISI marked (IS:2036-1995) phenolic laminated sheet, Al.alloy / Cadmium plated iron/ brass screws, cup washers, making connections, testing etc. as required. For specification of copper Conductor, Phenolic Laminated sheet's & Electrical/ Wiring accessories refer Chapter E - 04, E - 05 & E - 07 For additional technical parameters of product / work refer Annexure 'A' attached with this BSR			0.00
a	1.00	P. point	On board	136.00	P. point	136.00
b	1.00	P. point	Short point (up to 3 mtr.)	283.00	P. point	283.00
c	1.00	P. point	Medium point (up to 6 mtr.)	499.00	P. point	499.00
d	1.00	P. point	Long point (up to 10 mtr..)	689.00	P. point	689.00
6			Wiring of light point/ fan point/ exhaust fan point/ call bell point with 1.5 sq. mm nominal size FR PVC insulated unsheathed flexible copper conductor 1.1 kV grade and 1.5 sq. mm nominal size FR PVC insulated unsheathed flexible copper earth conductor 1.1 kV grade (IS:694) on surface ISI marked (IS:14927 P - II) virgin material UPVC trunking & it's accessories, Hot Dipped Galvanized Modular box of 1.2 mm thick with earth terminal/ Surface Moulded virgin material UPVC Modular Box , 10 A Modular switch, Modular face plate with grid plate, 3 pin ceiling rose/holder /3 way Connector, screws, making connections, testing etc. as required. For specification of copper Conductor, Phenolic Laminated sheet's & Electrical/ Wiring accessories refer Chapter E - 04, E - 05 & E - 07 For additional technical parameters of product / work refer Annexure 'A' attached with this BSR			
a	1.00	P. point	Short point (up to 3 mtr.)	361.00	P. point	361.00
b	1.00	P. point	Medium point (up to 6 mtr.)	584.00	P. point	584.00
c	1.00	P. point	Long point (up to 10 mtr.)	814.00	P. point	814.00
7			Wiring of 3/5 pin 6 amp. Light plug point with 1.5 sq. mm nominal size FR PVC insulated unsheathed flexible copper conductor 1.1 kV grade and 1.5 sq. mm nominal size FR PVC insulated unsheathed flexible copper earth conductor 1.1 kV grade (IS:694) on surface ISI marked (IS:14927 P - II) virgin material UPVC Trunking & it's accessories, Hot Dipped Galvanized Modular box of 1.2 mm thick with earth terminal/ Surface Moulded virgin material UPVC Modular Box, modular 10A switch, 3/5 pin 6 A modular socket, Modular face plate with grid plate, screws, making connections, testing etc. as required. For specification of copper Conductor, Phenolic Laminated sheet's & Electrical/ Wiring accessories refer Chapter E - 04, E - 05 & E - 07 For additional technical parameters of product / work refer Annexure 'A' attached with this BSR			
a	1.00	P. point	On board	389.00	P. point	389.00
b	1.00	P. point	Short point (up to 3 mtr.)	509.00	P. point	509.00
c	1.00	P. point	Medium point (up to 6 mtr.)	732.00	P. point	732.00
d	1.00	P. point	Long point (up to 10 mtr..)	929.00	P. point	929.00
8			S&F following sizes of ISI marked (IS:14927 P - II) virgin material UPVC trunking along with accessories like coupler, inner, outer, elbow, square box, tee, end cap etc. on surface with screws, expansion fasteners as required. For additional technical parameters of product / work refer Annexure 'A' attached with this BSR			
a	1.00	R. mtr.	20 mm x 12 mm	41.00	R. mtr.	41.00
b	1.00	R. mtr.	25 mm x 12 mm	50.00	R. mtr.	50.00

			Supplying and drawing FR PVC insulated & unsheathed flexible copper conductor as per PWD specification for electrical Works with ISI marked (IS:694) and as per IS 8130 : 2013 of 1.1 kV grade . Wire should be made from 99.90 % purity copper, class 5 stranding in acc. to IS:8130/IEC 60228 for lower watt loss , oxygen free for less chances of oxidization, insulation PVC type A/C/D , flame retardant as per IS 10810-53, better amperage rating as per IS:3961 part 5, in existing surface or recessed PVC/ MS conduit/casing capping making connections with Copper Lugs of suitable size, Ferrules,testing etc. as required. OEM Must have its own in house NABL lab setup for all testing facilities for wires. For additional technical parameters of product / work refer Annexure 'A' attached with this BSR			
a	1.00	Mtr.	1 x 1.5 sq.mm	22.00	Mtr.	22.00
b	1.00	Mtr.	2 x 2.5 sq. mm. + 1x1.5sqmm	81.00	Mtr.	81.00
c	1.00	Mtr.	2 x 4.0 sq. mm. + 1 x 2.5 sq. mm.	122.00	Mtr.	122.00
d	1.00	Mtr.	2 x 2.5 sq.mm	61.00	Mtr.	61.00
e	1.00	Mtr.	4 x 10.0 sq.mm	531.00	Mtr.	531.00
f	1.00	Mtr.	4 x 16.0 sq.mm	857.00	Mtr.	857.00
10			Supplying and drawing PE Insulated & PVC Sheathed unarmoured telephone cable with 0.5 mm dia. Solid Annealed electrolytic grade bare Copper Conductor as per IS: 8130/84 &confirming to TEC specification GR / WIR/06-03 March 2002 in existing surface or recessed conduit/casing capping. including ferruling on each pair for Identification etc. as required. For additional technical parameters of product / work refer Annexure 'A' attached with this BSR			
a	1.00	Mtr.	1 pair	12.00	Mtr.	12.00
b	1.00	Mtr.	2 pair	18.00	Mtr.	18.00
11			Supply & drawing Wiring for sub mains ISI marked (IS:694) 1100 Volts grade PVC insulated flat twin core sheathed solid aluminium conductor with 10 SWG G.I. Support wire duly clipped etc. as required. For additional technical parameters of product / work refer Annexure 'A' attached with this BSR.			
a	1.00	Mtr.	4.0 sq.mm	60.00	Mtr.	60.00
b	1.00	Mtr.	6.0 sq.mm	73.00	Mtr.	73.00
c	1.00	Mtr.	10.0 sq.mm	98.00	Mtr.	98.00
12			P/Laying ISI marked P.V.C. insulated submersible cable confirming to(IS:694) and as per IS 8130 : 2013 of 1.1 kV grade . Wire should be made from 99.90 % purity copper, stranding in acc. to IS:8130/IEC 60228 for lower watt loss , oxygen free for less chances of oxidization, insulation PVC type A/C/D , flame retardant as per IS 10810-53, better amperage rating as per IS:3961 part 5, existing pipe / open trench / Cable tray / on surface including making connection etc. as required. For additional technical parameters of product / work refer Annexure 'A' attached with this BSR			
a	1.00	Mtr.	2.5 Sq.mm 3 core flat / Round	146.00	Mtr.	146.00
b	1.00	Mtr.	4.0 Sq.mm 3 core flat / Round	214.00	Mtr.	214.00
c	1.00	Mtr.	6.0 Sq.mm 3 core flat / Round	300.00	Mtr.	300.00
13			P & F in position frame made out of M.S. angle (riveted or welded) finished with two coats of red oxide and two coats enamel paint including cutting, welding, holes etc.of following sizes as required.For additional technical parameters of product / work refer Annexure 'A' attached with this BSR			
	1.00	Mtr.	40mm x 40mm x 5mm	367.00	Mtr.	367.00
14			P & F paper phenolic resin bonded laminates confirming to IS : 2036 - 1995 for boxes/ frames including making holes for switches etc, with brass screws, washers/ zinc plated nut and bolts as required. For additional technical parameters of product / work refer Annexure 'A' attached with this BSR			
a	1.00	Sq.m	3.0 mm thick	1002.00	Sq.m	1002.00
b	1.00	Sq.m	6.4 mm thick	1291.00	Sq.m	1291.00
15			P & F phenolic laminated sheet 2.0 mm thick of following size . Including screws, cup washer as required.For additional technical parameters of product / work refer Annexure 'A' attached with this BSR			



	1.00	Each	75 mm dia	10.00	Each	10.00
	1.00	Each	100 mm dia.	17.00	Each	17.00
	1.00	Each	P & F 1.2mm thick M.S. Recessed fan box, hexagonal/ round of size 130 mm dia, depth 75mm, 12 mm dia rod fan hook with 100 mm length extended on each side . All as per pre approved by Engineer in charge. For additional technical parameters of product / work refer Annexure 'A' attached with this BSR	128.00	Each	128.00
17			Providing & Fixing of 240/415 V AC MCB with positive isolation of 10 kA breaking capacity (B/ C/D tripping characteristic as per type of load and site requirement) 4 KV impulse withstand voltage, ISI marked IS 8828(1996) / conforming to IEC 60898-1 2002, IEC 60947-2, low watt losses, trip free mechanism , energy limiting of class 3 as per IEC, minimum phase termination capacity of 35sq.mm. , conductor line load reversibility . IP 20 contact protection and fitted in existing distribution board/sheets, minimum electrical operation 20,000 upto 20 A rating and 10,000 upto 63 A. 5000 for 80 A & above rating including making connections, testing etc. as required. OEM shall have submit NABL / CPRI / ERDA accredited lab type test reports & All as per pre approved by Engineer in charge. For additional technical parameters of product / work refer Annexure 'A' attached with this BSR			
a			Single pole MCB (With B/C curve tripping Characteristics)			
	1.00	Each	6 A to 32 A rating	187.00	Each	187.00
b			Double pole MCB(With B/C curve tripping Characteristics)			
	1.00	Each	6 A to 32 A rating	566.00	Each	566.00
	1.00	Each	40 A rating	900.00	Each	900.00
c			Triple pole MCB (With B/C curve tripping Characteristics)			
	1.00	Each	6 A to 32 A rating	910.00	Each	910.00
	1.00	Each	40 A rating	1384.00	Each	1384.00
d			Four pole MCB (With B/C curve tripping Characteristics)			
	1.00	Each	40 A rating	1738.36	Each	1738.36
	1.00	Each	100 A rating	7262.00	Each	7262.00
18			Providing & Fixing of Recessed/surface mounting heavy duty Enclosure made out from Galvanized steel / CRCA sheet not less then 1.2 mm thick conforming to IS-8623-1 & 3 / IEC 61439- 1 & 3. powder painted complete with din rail making internal DB terminations with copper lugs, detachable gland plate, including making connections, testing etc. as required.For additional technical parameters of product / work refer Annexure 'A' attached with this BSR			
a	1.00	Each	Suitable for Two / Three / Four module for MCB	660.00	Each	660.00
b	1.00	Each	Suitable for Six / Eight module for MCB/ RCCB	1099.00	Each	1099.00
19			Providing & Fixing of Recessed/surface mounting heavy duty horizontal type Double Door (Metal / Glazed)Distribution board with Metal end box made out from Galvanized steel / CRCA sheet not less then 1.2 mm thick conforming to IS-8623-1 & 3 / IEC 61439- 1 & 3, powder painted complete with reversible door (for double door DB only)100 amp. insulated copper bus bar/shorting link , copper neutral link, copper earth link , color coded interconnecting wire set of suitable rating and din bar.masking sheet. making internal DB terminations with copper lugs. Ferrules, detachable gland plate. including making connections, testing etc. as required. OEM shall have submit NABL / CPRI / ERDA accredited lab type test reports & All as per pre approved by Engineer in charge. For additional technical parameters of product / work refer Annexure 'A' attached with this BSR			
I			Metal door (single phase) IK-09 and IP-43 with Metal end box			
a	1.00	Each	4 Way (4+2)	1795.00	Each	1795.00
b	1.00	Each	6 Way (6+2)	2018.00	Each	2018.00
c	1.00	Each	8 Way (8+2)	2184.00	Each	2184.00
ii			Metal door (Three phase) IK-09 and IP-43 with Metal end box			
a	1.00	Each	4 Way	3838.00	Each	3838.00
b	1.00	Each	6 Way	4811.00	Each	4811.00

			P&F metal clad / Plastic industrial plug top & socket unit with pin and sleeve type contact on porcelain/ bakelite base in Recessed/surface mounting heavy duty Enclosure made out from Galvanized steel / CRCA sheet not less then 1.2 mm thick conforming to IS-8623-1 & 3 / IEC 61439- 1 & 3. powder painted (without MCB) including making connections, testing etc.as required.For additional technical parameters of product / work refer Annexure 'A' attached with this BSR	5980.00	Each	5980.00
a	1.00	Each	20 amp, 2 pin + scrapping Earth, 2 Module			
b	1.00	Each	32 amp, 5 pin + scrapping Earth, 8 Module	1386.00	Each	1386.00
c	1.00	Each	63 amp, 5 pin + scrapping Earth, 8 Module	2754.00	Each	2754.00
21			Providing & Fixing of Recessed/surface mounting heavy duty Vertical TPN Distribution board with Metal end box with provision of incomer suitable for 3/4 pole MCCB and SP / TP MCB as outgoing ,made out from Galvanized steel / CRCA sheet not less then 1.2 mm thick conforming to IS-8623-1 & 3 / IEC 61439- 1 & 3. powder painted with reversible door (for double door DB only) complete with insulated 160 (upto 160 A Incomer) / 250 Amp. copper bus bar, neutral bars with shrouds, earth bar . color coded interconnecting wire set of suitable rating and din bar,masking sheet, making internal DB terminations with copper lugs, ferrules, detachable gland plate, including making connections, testing etc. as required. OEM shall have submit NABL / CPRI / ERDA accredited lab type test reports & All as per pre approved by Engineer in charge.For additional technical parameters of product / work refer Annexure 'A' attached with this BSR	9776.00	Each	9776.00
			Double door IP-43 & IK-09 with Provision of Incomer MCCB 100/ 125 A Rating with Metal end box			
a	1.00	Each	4 Way			
b	1.00	Each	6 Way	11538.00	Each	11538.00
c	1.00	Each	8 Way	12751.00	Each	12751.00
22	1.00	Each	P & F ISI marked (IS:3854) 6 amp. flush type non modular switch with CM/L no. printed and made out from industrial grade Polycarbonate or fire resistant ABS material including cutting hole in tile and making connection testing etc. as required. All as per pre approved by Engineer in charge. For additional technical parameters of products/ work , refer Annexure "A" attached with this BSR .	13775.00	Each	13775.00
				23.00	Each	23.00
23	1.00	Each	P & F ISI marked (IS :3854) 16 amp. flush type non modular switch CM/L no. printed and made out from industrial grade Polycarbonate or fire resistant ABS material including cutting hole in tile and making connection testing etc. as required. All as per pre approved by Engineer in charge. For additional technical parameters of products/ work , refer Annexure "A" attached with this BSR .	50.00	Each	50.00
24	1.00	Each	Providing & Fixing of ISI marked (IS :3854) non modular 6A bell push surface type CM/L no. printed and made out from industrial grade Polycarbonate or fire resistant ABS material including making connection testing etc. as required.All as per pre approved by Engineer in charge. For additional technical parameters of products/ work , refer Annexure "A" attached with this BSR .	34.00	Each	34.00
25	1.00	Each	Providing & Fixing of ISI marked (IS :3854) twin control non modular 6A switch surface type as per PWD specification for electrical Works, made out from industrial grade Polycarbonate or fire resistant ABS material. brass terminal & captive screws including making connection testing etc. as required. All as per pre approved by Engineer in charge. For additional technical parameters of products/ work , refer Annexure "A" attached with this BSR .	48.00	Each	48.00
26	1.00	Each	Providing & Fixing of ISI marked non modular 6A hanging bell push/one way switch made out from industrial grade Polycarbonate or fire resistant ABS material including making connection testing etc. as required.All as per pre approved by Engineer in charge. For additional technical parameters of products/ work , refer Annexure "A" attached with this BSR .	38.00	Each	38.00

00	Each	Providing & Fixing of 3/6 pin 6 amp. flush type non modular socket made out from industrial grade Polycarbonate or fire resistant ABS material, brass terminal with Porcelain based back cover & captive screws including cutting hole in tile and making connection testing etc. as required. All as per pre approved by Engineer in charge. For additional technical parameters of products/ work , refer Annexure "A" attached with this BSR .	33.00	Each	33.00	
28	1.00	Each	Providing & Fixing of 3/6 pin 16 amp flush type non modular socket made out from Industrial grade Polycarbonate or fire resistant ABS material, brass terminal with Porcelain based back cover & captive screws including cutting hole in tile and making connection testing etc. as required. All as per pre approved by Engineer in charge. For additional technical parameters of products/ work , refer Annexure "A" attached with this BSR .	78.00	Each	78.00
29	1.00	Each	Providing & Fixing of ISI marked (IS:371) 6 amp surface type 3 pin ceiling rose with CM/L. no. printed and made out from industrial grade Polycarbonate or fire resistant ABS material, brass terminal & captive screws including making connection testing etc. as required. All as per pre approved by Engineer in charge. For additional technical parameters of products/ work , refer Annexure "A" attached with this BSR .	30.00	Each	30.00
30	1.00	Each	Providing & Fixing of ISI marked (IS:1258) batten/angle lamp holder with CM/L. no. printed and made out from industrial grade Polycarbonate or fire resistant ABS material, brass terminal & captive screws including making connection testing etc. as required. All as per pre approved by Engineer in charge. For additional technical parameters of products/ work , refer Annexure "A" attached with this BSR .	30.00	Each	30.00
31	1.00	Each	Providing & Fixing of ISI marked (IS:1293) 6 amp unbreakable 3 pin plug top having lamp indicator with CM/L. no. printed and made out from industrial grade Polycarbonate or fire resistant ABS material, brass terminal including making connection testing etc. as required. All as per pre approved by Engineer in charge. For additional technical parameters of products/ work , refer Annexure "A" attached with this BSR .	44.00	Each	44.00
32	1.00	Each	Providing & Fixing of ISI marked (IS:1293) 16 amp unbreakable 3 pin plug top having lamp indicator with CM/L. no. printed and made out from industrial grade Polycarbonate or fire resistant ABS material, brass terminal including making connection testing etc. as required. All as per pre approved by Engineer in charge. For additional technical parameters of products/ work , refer Annexure "A" attached with this BSR .	68.00	Each	68.00
33	1.00	Each	Providing & Fixing of flush type non modular double line telephone jack made out from industrial grade Polycarbonate or fire resistant ABS material including making connection testing etc. as required. All as per pre approved by Engineer in charge. For additional technical parameters of products/ work , refer Annexure "A" attached with this BSR .	86.00	Each	86.00
34	1.00	Each	Providing & Fixing of flush type non modular coaxial T.V. socket made out from industrial grade Polycarbonate or fire resistant ABS material, including making connection testing etc. as required. All as per pre approved by Engineer in charge. For additional technical parameters of products/ work , refer Annexure "A" attached with this BSR .	48.00	Each	48.00
35	1.00	Each	Providing & Fixing of IS 11037:1984 marked non modular socket size flush type 180 watt rotary minimum 5 step fan regulator with CM/L. no. printed and made out from industrial grade Polycarbonate or fire resistant ABS material including making connection testing etc. as required. All as per pre approved by Engineer in charge. For additional technical parameters of products/ work , refer Annexure "A" attached with this BSR .	219.00	Each	219.00
36	1.00	Each	P & F ISI marked 32 A D.P. switch with fuse and indicating lamp including making connection testing etc. as required. All as per pre approved by Engineer in charge. For additional technical parameters of products/ work , refer Annexure "A" attached with this BSR .	173.00	Each	173.00
37	1.00	Each	Providing & Fixing of single / multi tone electronic call bell as per PWD specification for electrical Works, including making connection testing etc. as required. All as per pre approved by Engineer in charge. For additional technical parameters of products/ work , refer Annexure "A" attached with this BSR .	492.00	Each	492.00

		Each	Providing & Fixing of ding dong/musical chime bell as per PWD specification for electrical Works, including making connection testing etc. as required. All as per pre approved by Engineer in charge. For additional technical parameters of products/ work , refer Annexure "A" attached with this BSR .	328.00	Each	328.00
			Providing & Fixing of modular type switch/ bell push duty ISI marked (IS :3854) with CM/L no. printed and made out of unbreakable and fire retardant vergin UV Stabilized Polycarbonate with brass terminals and captive screws & silver alloy contact tip with IP-20 rating ,minimum width of switch toggle(PUSH PART) should not less then 20mm, including all as per pre approved by Engineer in charge,making connections, testing etc. as required. For additional technical parameters of product / work refer Annexure 'A' attached with this BSR			
a	1.00	Each	10 A one way switch	55.00	Each	55.00
b	1.00	Each	10 A two way switch	79.00	Each	79.00
c	1.00	Each	10 A bell push	110.00	Each	110.00
d	1.00	Each	16 A one way switch With Led Indicator	113.00	Each	113.00
e	1.00	Each	16 Amp. 2 Module switch With Led Indicator	147.00	Each	147.00
f	1.00	Each	25 Amp. 2 Module switch With Led Indicator	200.00	Each	200.00
g	1.00	Each	32 Amp. 2 Module switch With Led Indicator	369.00	Each	369.00
40			Providing & Fixing of modular type lockable feature socket duly made out of unbreakable and fire retardant vergin poly carbonate with brass terminals and captive screws & silver alloy contact tip with IP-20 rating , including all as per pre approved by Engineer in charge,making connections, testing etc. as required. For additional technical parameters of product / work refer Annexure 'A' attached with this BSR			
a	1.00	Each	6 A 3/5 pin shuttered socket	107.00	Each	107.00
b	1.00	Each	6/16 A shuttered socket	176.00	Each	176.00
c	1.00	Each	13 A flat pin international socket	187.00	Each	187.00
d	1.00	Each	25 Amp. 2 Module Socket	228.00	Each	228.00
41			Providing & Fixing of modular type 120 W Step Fan regulator duly ISI marked (IS 11037:1984) with CM/L no. printed made out of unbreakable and fire retardant vergin poly carbonate with brass terminals and captive screws & silver alloy contact tip with IP-20 rating , including all as per pre approved by Engineer in charge,making connections, testing etc. as required. For additional technical parameters of product / work refer Annexure 'A' attached with this BSR			
	1.00	Each	5 step fan regulator 2 Module 360 dgree rotating	398.00	Each	398.00
42			Providing & Fixing of following modular accessories as per PWD specification for electrical Works, made out of unbreakable and fire retardant vergin poly carbonate with brass terminals and captive screws & silver alloy contact tip with IP-20 rating , including all as per pre approved by Engineer in charge,making connections, testing etc. as required. For additional technical parameters of product / work refer Annexure 'A' attached with this BSR			
a	1.00	Each	RJ-11 telephone jack Double line	169.00	Each	169.00
b	1.00	Each	USB Charger 1 A - 1 M with BIS mark	483.00	Each	483.00
c	1.00	Each	RJ-45, Cat 6 computer jack with shutter	316.00	Each	316.00
d	1.00	Each	T.V. coaxial socket	159.00	Each	159.00
e	1.00	Each	Blanking plate	22.00	Each	22.00
f	1.00	Each	25 Amp. 2 Module Motor Starter with on / off Push button	388.00	Each	388.00
g	1.00	Each	Electronic Chime/Buzzer 2M	212.00	Each	212.00
h	1.00	Each	Modular MCB 6 A to 32 A SP	225.00	Each	225.00
i	1.00	Each	Modular MCB 6 A to 32 A DP	461.00	Each	461.00
43			Providing & Fixing of following size mounting grid plates with cover plates made from fire retardent UV established high performance engineering plastic suitable for all universal metal boxes for front installation & removal direct fit type complete in all respect. All as per pre approved by Engineer in charge. For additional technical parameters of products/ work , refer Annexure "A" attached with this BSR .			

	1.00	Each	1/2 Module		65.00	Each	65.00
	1.00	Each	6 Module		114.00	Each	114.00
	1.00	Each	8 Module		155.00	Each	155.00
	1.00	Each	10 Module		198.00	Each	198.00
e	1.00	Each	12 Module		214.00	Each	214.00
44			Providing & Fixing of Wiring Accessories OEM fabricated following size GI box of 1.2 mm thick with earthing terminal and adjustable floating clamp in recess/ surface suitable for modular accessories as required. All as per pre approved by Engineer in charge. For additional technical parameters of products/ work , refer Annexure "A" attached with this BSR .				
a	1.00	Each	1-2 Module		86.00	Each	86.00
b	1.00	Each	6 / 8 module		204.00	Each	204.00
c	1.00	Each	10 / 12 module		286.00	Each	286.00
45			Providing & Fixing of Wiring Accessories OEM fabricated following size virgin material UPVC modular boxes on surface suitable for modular accessories as required. All as per pre approved by Engineer in charge. For additional technical parameters of products/ work , refer Annexure "A" attached with this BSR .				
a	1.00	Each	1-2-3 Module		98.00	Each	98.00
b	1.00	Each	4-5 Module		152.00	Each	152.00
c	1.00	Each	6-8 Module		216.00	Each	216.00
d	1.00	Each	10-12 Module		287.00	Each	287.00
e	1.00	Each	16/18 Module		332.00	Each	332.00
46	1.00	Each	Providing & Fixing of ISO certified company made Multiple socket with surge and spikes protection cartridge not less then 5 KV as per PWD specification for electrical Works with minimum four nos. universal 6 A sockets, one 6 A switch and 3 pin company fitted plug top and 3 core multistrand copper lead minimum 1.5 mtr. including making connection etc as required. All as per pre approved by Engineer in charge. For additional technical parameters of products/ work , refer Annexure "A" attached with this BSR .		572.00	Each	572.00
47			Providing & Fixing of ISO certified company made virgin material PVC trunking system as per PWD specification for electrical Works, with double lock feature for cable management including finishing accessories like corners, tees, adjustable angles, junction etc. as required . The trunking system shall have adaptable system for modular type RJ 45 data socket/ wiring accessories/ power sockets and shall be covered with peel off plastic cover. OEM shall have submit NABL accredited /CPET lab test reports before execution & All as per pre approved by Engineer in charge. For additional technical parameters of products/ work , refer Annexure "A" attached with this BSR .				
a	1.00	Mtr.	32mm X 20mm		228.00	Mtr.	228.00
b	1.00	Mtr.	80mm x 50mm		997.00	Mtr.	997.00
c	1.00	Mtr.	100/105mm x 50mm		1181.00	Mtr.	1181.00
48	1.00	Each	Providing and fixing of power plug point with non modular accessories as per PWD specification for electrical Works with Galvanized box of 1.2 mm thick with earth terminal with suitable size phenolic laminated sheet (IS : 2036 - 1995) cover including cost of 16 amp. Switch (IS :3854) and 3/6 pin 16 amp. socket outlet making connection , testing , etc. as required. . For specification of Wiring accessories refer Chapter E - 07 related item & For additional technical parameters of product / work refer Annexure 'A' attached with this BSR		303.00	Each	303.00
49	1.00	Each	Supplying and fixing of power plug point with Modular accessories as per PWD specification for electrical Works, on hot dipped galvanized modular box of 1.2 mm thick with earthing terminal/connector on surface or in recessed with suitable size of modular face plate with grid plate and cover plate including cost of ISI marked modular 16 amp. Switch (IS :3854) and 6/16 amp. socket outlet (IS:1293) making connection , testing , etc. as required. For specification of Wiring accessories refer Chapter E - 07 related item & For additional technical parameters of product / work refer Annexure 'A' attached with this BSR		580.00	Each	580.00

			P & F Krone module with base frame in the recess / surface made out of 1.2 mm thick sheet steel box, front openable, having locking arrangements duly powder painted, including dressing, ferruling and punching of telephone cable with krone tool etc. as required. For additional technical parameters of product / work refer Annexure 'A' attached with this BSR			
a	1.00	Each	10 Pairs	943.00	Each	943.00
b	1.00	Each	20 Pairs	1213.00	Each	1213.00
51			SITC of IP-42 and general construction confirming to IS:8623 : 1993, wall/ free standing floor mounted dust and vermin proof compartmentalised cubical panel as specifications and Other parameters required as per point (a) ,(b), (c),(d), (e), (f), (g), (h) as below:-			
			(a) Thickness of CRCA sheet shall be 2.0 mm, cable alley compartments having concealed hinged type doors with key type lock with / without detachable extension type structure. Removable 3 mm. thick sheet steel gland plates with appropriate size of knockouts for cables shall be provided			
			(b) complete panel shall undergo a process of degreasing, Water rinsing, Activation, derusting, pickling in acid bath, phosphatising & shall be subjected to nine tank process and then Powder coated with approved shade of minimum 70 microns on both side of panel. The panel having PE foam/ Neoprene rubber gasket of not less than 3mm thickness ,required hardware , concealed hinged door with key type locking arrangement for equipment/switchgear earthed with 2.5 sq.mm braided copper wire.			
			(c) Interconnection between bus bar and switchgears /cable shall be rigidly supported and made out by flexible copper wires (up to 63 amp) and by solid bus bar (>63 amp) . control wiring will be carried out with 1.5 Sq.mm, Earth wire with 2.5 Sq.mm and CT with 2.5 sq.mm flexible copper wire only. All joints / interconnections of copper bus bar shall be dully tinned . Clearance between main bus bar and risers / metal parts shall be at least 10 mm additional to width of bus bar Bus bar is insulated by Heat Shrinkable sleeves . Earth and Neutral bus bar shall be half of the size of phase bus bar. (Cost of Bus bar / Flexible wire for Interconnection between Main busbar and Switchgear is to be Paid Extra)			
			(d) Wiring between components within switchgear and Incoming / outgoing cable shall be done through the terminal block only. Direct connection shall not be permitted. Each terminal block shall be one piece moulded, barrier type, 650 volt grade, complete with washers, heads, studs with two nuts and identification strips and shall have adequate continuous current rating. For tap-offs, adjacent terminals with shorting strips shall be used. 10% Spare terminal blocks shall be provided. Wire identification on marking strip shall correspond to the designation of the wiring diagrams. All wire terminals on the equipment shall also be marked with designation corresponding to those of the wiring diagram			
			(e) All wiring shall be enclosed in plastic channels and neatly bunched and closed in metering chamber. Wiring between terminals of various devices shall be 'point to point' (no wire splitting or tee connections) with wires neatly trucked along the back of the panels, adequately supported to prevent sagging.			
			(f) Floor mounted panel shall be mounted on Base frame of ISMC channel size 100 x 50 x 5 mm (to be paid Extra)			
			(g) Tests: The insulation resistance (with 1000 V Megger) and High voltage Power frequency test (by applying a voltage of 2.5KV for one minute) shall be measured between phases, between phase and neutral and between phase and earth. both before and after high voltage power frequency test. The insulation resistance shall not be less than three megaohm. CT Secondary current injection test shall also be carried out.			
	1.00	Sq. Mtr	(h) only outer surface area on all sides shall be measured & panel to be fabricated only from CPRI approved fabricator only (CPRI Test certificates to be submitted) All as per pre approved by Engineer in charge. For additional technical parameters of products/ work , refer Annexure "A" attached with this BSR .	5975.00	Sq. Mtr	5975.00

			Supplying and fixing of Aluminium (IEC 60105 ISO 209-1,2) / Copper (IEC 60028) bus bar by means of SMC / DMC type insulator with standard short circuit withstand capacity , high tensile nuts and bolts spring washers in existing panel including bending , cutting in required shape and size and colour coding with heat shrinkable PVC sleeves. All as per pre approved by Engineer in charge. For additional technical parameters of products/ work , refer Annexure "A" attached with this BSR.			
	1.00	Kg.	Electrolytic grade Aluminium bus bar 6010 grade	542.00	Kg.	542.00
53			Providing & Fixing of IS: 13875 & IEC :61326 confirming LED Digital type (up to 500) V range Volt meter / Direct- Ammeter / CT oertated ammeter/ Frequency meter / KWH meter / Multi Function Meter / Power analyzer of class I accuracy as per IS : 1248 of size 96mm x 96 mm including making connection by PVC insulated copper conductor with PVC sleeves / channel etc. as required. All as per pre approved by Engineer in charge. For additional technical parameters of products/ work , refer Annexure "A" attached with this BSR .			
a	1.00	Each	Three phase Ammeter with Inbuilt Selector Switch	1689.00	Each	1689.00
b	1.00	Each	Three phase Voltmeter with Inbuilt Selector Switch	1689.00	Each	1689.00
54	1.00	Each	Three phase with universal Auxiliary supply + AMP + HZ + PF + KW + KVA + KVAR + KVARH + KWH + DUAL ENERGY+ ENERGY+THD-I, THD-V & RUN HRS + MD with RS485	6272.00	Each	6272.00
55			Providing & Fixing of BIS approved Current Transformer as per PWD specification for electrical Works ,ISI marked as per IS 2705-1992/ conforming to IEC 60044-1, with secondary terminal of CT shall be brought out suitable to a terminal block which shall be easier accessible for testing and terminal connection , with all necessary support in existing panel including connection etc. as required Current transformer Ring Type Tape Wound/Resin Cast Wound as per IS 16227 with, Accuracy Cl, CT ratio and burden as specified. ISF<=5, Cu cross section of secondary wire 1.5sqmm (minimum), including all necessary support in existing panel including connection etc. as required . All as per pre approved by Engineer in charge.All as per pre approved by Engineer in charge. For additional technical parameters of products/ work , refer Annexure "A" attached with this BSR .			
			Ring type tape wound CT			
a	1.00	Each	CT Class I, Ratio 200/5 to 300/5, Burden 10 VA	788.00	Each	788.00
b	1.00	Each	CT Class I, Ratio 400/5 to 1200/5, Burden 15 VA	919.00	Each	919.00
56			Providing & Fixing of selector switch of 10 A for voltmeter using high grade engineering material to international standards with cam assembly insulation of glass filled polyamide with high tracking index. For reliable and stable electrical and mechanical endurance double butt contacts with silver bi-metal on copper should provided . contact assembly is of operating temp range -25 degree C to 55 degree C, frequency upto 10 KHz. switch life under std. op. conditions shall be mechanically minimum 50000 operations @300 cycles/ hour and electrically 10,000 operations at 100% rated duty for 100 cycles/ hour including making connection etc. as required . All as per pre approved by Engineer in charge. For additional technical parameters of products/ work , refer Annexure "A" attached with this BSR .			
	1.00	Each	Voltage Between Phases with OFF (4 Position)	351.00	Each	351.00
57	1.00	Each	Providing & Fixing of CT linked selector switch of 10 A for Ampere meter (4 position) using high grade engineering material to international standards with cam assembly insulation of glass filled polyamide with high tracking index. For reliable and stable electrical and mechanical endurance double butt contacts with silver bi-metal on copper should provided . contact assembly is of operating temp range - 25 degree C to 55 degree C, frequency upto 10 KHz. switch life under std. op. conditions shall be mechanically minimum 50000 operations @300 cycles/ hour and electrically 10,000 operations at 100% rated duty for 100 cycles/ hour . including making connection etc. as required .All as per pre approved by Engineer in charge. For additional technical parameters of products/ work , refer Annexure "A" attached with this BSR .	384.00	Each	384.00

			Providing & Fixing of Cam operated rotary (Auto/manual) switches on existing panel with 2 way and off position using high grade engineering material to international standards with cam assembly insulation of glass filled polyamide with high tracking index. For reliable and stable electrical and mechanical endurance double butt contacts with silver bi-metal on copper should provided . contact assembly is of operating temp range -25 degree C to 55 degree C, frequency upto 10 KHz. switch life under std. op. conditions shall be mechanically minimum 50000 operations @300 cycles/ hour and electrically 10,000 operations at 100% rated duty for 100 cycles/ hour including making connection etc. as required . All as per pre approved by Engineer in charge. For additional technical parameters of products/ work , refer Annexure "A" attached with this BSR .			
a	1.00	Each	32 AMP	504.00	Each	504.00
b	1.00	Each	63 AMP	880.00	Each	880.00
59			Providing & Fixing of 110/220 V, unibody LED Indicating lamp IEC 60947 with integral circuit. IP 65 above panel & IP 20 terminal block, Approx. body dia for panel not less then 20 mm, length min. 50mm, front LED cover dia min. 29 mm, contact material phospher bronze for Led. PCB contacts shall be of brass (tin plated), impulse dielectric tested for 2.5 KV. Rated insulation resistance shall be 100 M ohm at 500VDC including connection etc. as required. All as per pre approved by Engineer in charge. For additional technical parameters of products/ work , refer Annexure "A" attached with this BSR .			
a	1.00	Each	Red/yellow/Green colour	170.00	Each	170.00
b	1.00	Each	Blue / white Colour	260.00	Each	260.00
60			Providing & Fixing of Electrical insulating rubber mats as per PWD specification for electrical Works, ISI marked confirming to IS: 15652 / 2006 with one side anti skid abberation marks and pasting the mat with synthetic rubber adhesive as required. All as per pre approved by Engineer in charge. For additional technical parameters of products/ work , refer Annexure "A" attached with this BSR .			
	1.00	SQ.Mtr.	11 KV, Class B 2.5 mm thick with proof voltage 22 KV AC (rms) and Break Down Voltage 45 KV AC (rms)	2043.00	SQ.Mtr.	2043.00
61			Providing & Fixing of self healing IP20 MPP type shunt capacitor (banks) conforming to IS:13340-41 / IEC :831-1&2 OR IEC : 60831-1& 2 in existing panel or parallel with load terminals , the capacitor shall be fitted with discharge resistors, pressure sensitive disconnecter (PSD) and shall have dissipation factor less than 0.0025 at 50 Hz, Operating loss less than 0.30 Watt per KVAR. Min over current capacity 1.8 times rated current & peak inrush current min. 300 times of rated current, llife expectancy greater than 100000hrs (temp class - 25 D) in 440 V/480 V Capacitor and for 525 V should life expectancy minimum 1,65,000 hrs (temp class - 25 D) including making connections, testing etc. as required.All as per pre approved by Engineer in charge. For additional technical parameters of products/ work , refer Annexure "A" attached with this BSR .			
	1.00	KVAR	Heavy duty Three phase 440 V, 50 Hz cylindrical type capacitor (Bank)	374.00	KVAR	374.00



			Providing & Fixing of IP54 microprocessor based 3 CT's for all 3 phase sensing compensation power factor correction relay Size 139mm x 139 mm, Operating Voltage 415/440 V , IEC / EN 61000-6-(2&4) having 3 CT sensing, sensitivity up to 50 milli amp secondary current , self analysing auto c/k setting according to targeted power factor setting, the relay shall have digit display unit for display of real power factor, targeted power factor, lag/lead capacitor switching status, alarm output for under current, over current, insufficient compensation, communication interface with RS 485, indication of switching on units, auto/manual status, and shall have over load protection, no volt release , having multi parameter like KW, KVA, KVAR, RMS Value, step switching time 2 sec to 1800 sec. Lead & Lag parameters, metering facility and 3 no. Class- 0.5 Cast Resin CT (refer CT specs in this chapter)for sensing the relay including making connection with 1.5 Sq.mm copper wire etc. as required. All as per pre approved by Engineer in charge. For additional technical parameters of products/ work , refer Annexure "A" attached with this BSR .			
	1.00	Each	12 to 14 stage	19624.00	Each	19624.00
63			Providing & Fixing of AC operated heavy duty 230 /440 Volt power contactor as per PWD specification for electrical Works, ISI marked IS/IEC 60947-4-1 : 2000 having provision of mechanical interlocking, auxiliary contacts. Din rail mounting type including making connections, testing etc. as required. All as per pre approved by Engineer in charge. For additional technical parameters of products/ work , refer Annexure "A" attached with this BSR .			
			4 pole Power contactors with following AC I Rating			
	1.00	Each	40 Amp	1700.00	Each	1700.00
64			Providing & Fixing of 440 Volt 3 pole capacitor (AC 6 B) duty contactor with 3 no. early make and post break auxiliary contacts in series with quick discharge damping resistors/ reactors to limit the inrush current as per PWD specification for electrical Works, IS/IEC 60947-4-1 : 2000, insulation voltage 1000V, impulse withstand voltage 8 KV,Din rail mounting type including making connections, testing etc. as required. suitable for following capacity capacitor bank. All as per pre approved by Engineer in charge. For additional technical parameters of products/ work , refer Annexure "A" attached with this BSR .			
a	1.00	Each	10 KVAR	2277.00	Each	2277.00
b	1.00	Each	12.5 KVAR	2304.00	Each	2304.00
65	1.00	Each	Providing & Fixing of 110 - 240 V, AC, 1 ph. , 2 W Astronomical time switch with surge suppressor, memory card, Sunrise / Sunset selectable, software for programming including making connection, etc. as required. All as per pre approved by Engineer in charge. For additional technical parameters of products/ work , refer Annexure "A" attached with this BSR .	5017.00	Each	5017.00
66			Providing & Fixing of IP51 direct or CT operated, 1x240 / 3x240 volts , 50 Hz static watt-hour meter (kwh) as per PWD specification for electrical Works, ISI marked (IS :13010-2002) having resolution 0.1 / 0.01 kwh , accuracy class I as per IS:13779, LED indicators for tamper operation (Reverse &/or earth connection) , pulsating LED indicator for meterology , LCD Display, cover plate for body and terminal sealing , push button for all standard parameters, including making connection ,testing etc. as required. All as per pre approved by Engineer in charge. For additional technical parameters of products/ work , refer Annexure "A" attached with this BSR .			
a	1.00	Each	10 A to 60 ampere Single phase meter	1836.00	Each	1836.00
b	1.00	Each	3ph, 4W KWh Direct Base mounting 240 V 10-60 Amp	5647.00	Each	5647.00
c	1.00	Each	3ph, 4W Trivector Meter, 240 V(L-N) 5A	21600.00	Each	21600.00

			P & F of Direct on line (DOL) / Star - Delta Starter as per IEC type-2 Co-ordination chart of OEM in Existing Panel with circuit breaker having inbuilt overload protection or separate thermal Overload relay , Short circuit, phase loss protection, suitable Contactors, including wiring between switchgears, Indicating lamps for R,Y,B,ON,OFF, Push button for ON, OFF, Volt meter, Ammeter, selector switch for local/remote, auto/manual/OFF operation. Cast resin CT's, provision for potential free contacts making connection, testing etc. as required. All as per pre approved by Engineer in charge. For additional technical parameters of products/ work . refer Annexure "A" attached with this BSR .			
			Star - Delta Starter with following Motor rating			
a	1.00	Set	Motor rating 5.5 KW	18427.00	Set	18427.00
b	1.00	Set	Motor rating 7.5 KW	18796.00	Set	18796.00
c	1.00	Set	Motor rating 11.0 KW	24813.00	Set	24813.00
d	1.00	Set	Motor rating 15.0 KW	35864.00	Set	35864.00
68			SITC of Draw out type 3/4 pole door interlock Air Circuit Breaker (ACB) as conforming to IS/IEC 60947 P - 2 :2003 in existing LT panel suitable for LT installation 440 V, 50 Hz and having adjustable over load short-circuit, Instantaneous , earth fault (LSIG) with separate LED indication for each type of fault shall confirm to EMI/ EMC test , LCD/LED display, last 10 trip history, provision of ZSI, Communication, Power metering module, Thermal memory , trip free mechanism . suitable for ambient 50 degree and utilization catagary B. In built electrical & mechanical anti pumping feature , 100% rated neutral . ACB shall have separate indication for service, test, isolation & maintenance position, Breaking capacity Icu = Ics = Icw (1 sec) , U imp - 12 KV, break time not more then 25 ms. Provision for electrical & mechanical interlock between ACBs, Min.electrical operation 10000 upto 2000 A rating and 5,000 for 2500 A to 4000 A. including making connections, testing etc. as required. OEM shall have submit NABL / CPRI / ERDA accredited lab type test certificate before execution. All as per pre approved by Engineer in charge.For additional technical parameters of products/ work refer Annexure 'A' attached with this BSR .			
			Microprocessor based release Draw out type (Motorised charging type) 4 Pole			
a	1.00	Each	630/800 A Rating ,50 kA	203823.00	Each	203823.00
b	1.00	Each	1250 A Rating ,50 kA	227825.00	Each	227825.00
69			SITC of 3 /4 pole current limiting Moulded case circuit breaker (MCCB) made of flame retardent & heat resistant material having following current rating, short circuit breaking capacity at 440/415 V, 50 Hz; O/L & S/C settings , conforming to IS/IEC 60947 P - 2 :2003 with front face and centralised adjustable, trip free mechanism, true contact position indicator. line load interchangeability, designed for both horizontal & vertical mounting without any adverse effect on electrical performance, suitable for operation upto 55 degree and without derating upto 40 degree, pollution degree 3, having positive isolation capability, push (test) to trip, trip time less then 10 ms under s/c condition, Breaking capacity Ics = 100% Icu. U imp =8 KV, rated insulation voltage 690 V. provision for UVR , shunt trip , earth fault trip. door interlock, pad lock & rotary handle , including making connections etc. as required.OEM shall have submit NABL / CPRI / ERDA accredited lab type test certificate before execution All as per pre approved by Engineer in charge. For additional technical parameters of product / work refer Annexure 'A' attached with this BSR			
			4 pole MCCB With Thermal Magnetic release			
a	1.00	Each	up to 100 Amp , 25 kA, adjustable O/L & adjustable S/C setting,	7112.00	Each	7112.00
b	1.00	Each	160 Amp , 25 kA, adjustable O/L & adjustable S/C setting,	11835.00	Each	11835.00
c	1.00	Each	200 Amp , 25 kA, adjustable O/L & adjustable S/C setting,	15348.00	Each	15348.00
d	1.00	Each	250 Amp , 35 kA, adjustable O/L & adjustable S/C setting,	19792.00	Each	19792.00
e	1.00	Each	400 Amp , 35 kA, adjustable O/L & adjustable S/C setting,	23846.00	Each	23846.00
f	1.00	Each	630 Amp , 50 kA, adjustable O/L & adjustable S/C setting,	34513.00	Each	34513.00


			Providing & Laying P.V.C. / XLPE insulated & P.V.C. sheathed Un-Armoured Aluminium cable conforming to IS:1554 P-1 / IS :7098 P - 1 of 1.1 KV with 114- Grade electrolytic aluminium conductor conforming to IS 8130 of purity >99.6 %, Inner / outer sheath conforming to IS:5831 in existing RCC / Hume / Stoneware / PVC pipe/ open duct/cable trench / Cable tray (with cable tie) including testing etc. as required of following size. OEM must have it's own in house NABL accredited Laboratory for testing procedure as per IS:10810. For additional technical parameters of product / work refer Annexure 'A' attached with this BSR			
			6.0 Sq. mm			
a	1.00	Mtr	2 core	79.00	Mtr	79.00
b	1.00	Mtr	4 core	114.00	Mtr	114.00
71			Providing & Laying P.V.C. / XLPE insulated & P.V.C. sheathed Armoured Aluminium cable conforming to IS:1554 P-1 / IS :7098 P - 1 of 1.1 KV with 114- Grade electrolytic aluminium conductor conforming to IS 8130 of purity >99.6 %, round / flat strip armouring of cables, Inner / outer sheath conforming to IS:5831 in existing RCC / Hume / Stoneware / PVC pipe/ open duct/cable trench / Cable tray (with cable tie) including testing etc. as required of following size. OEM must have it's own in house NABL accredited Laboratory for testing procedure as per IS:10810. For additional technical parameters of product / work refer Annexure 'A' attached with this BSR			
a			6.0 Sq. mm	128.00	Mtr	128.00
	1.00	Mtr	2 core	166.00	Mtr	166.00
	1.00	Mtr	4 core			
b			10.0 Sq. mm	192.00	Mtr	192.00
	1.00	Mtr	4 core			
c			16.0 Sq. mm	232.00	Mtr	232.00
	1.00	Mtr	4 core			
d			25.0 Sq. mm	285.00	Mtr	285.00
	1.00	Mtr	3.5 core			
e			50.0 Sq. mm	457.00	Mtr	457.00
	1.00	Mtr	3.5 core			
f			120.0 Sq. mm	945.00	Mtr	945.00
	1.00	Mtr	3.5 core			
g			185.0 Sq. mm	1415.00	Mtr	1415.00
	1.00	Mtr	3.5 core			
h			240.0 Sq. mm	1733.00	Mtr	1733.00
	1.00	Mtr	3.5 core			
72			Providing & Laying P.V.C. / XLPE insulated & P.V.C. sheathed Un-armoured Copper cable conforming to IS:1554 P-1 / IS :7098 P - 1 of 1.1 KV with electrolytic grade Copper made of copper rods conforming to IS 613-1964, of purity >99.7 %, Inner / outer sheath conforming to IS:5831 in existing RCC / Hume / Stoneware / PVC pipe/ open duct/cable trench / Cable tray (with cable tie) including testing etc. as required of following size. OEM must have it's own in house NABL accredited Laboratory for testing procedure as per IS:10810 For additional technical parameters of product / work refer Annexure 'A' attached with this BSR			
			4.0 Sq. mm			
a	1.00	Mtr	2 core	166.00	Mtr	166.00
b	1.00	Mtr	3 core	227.00	Mtr	227.00
c	1.00	Mtr	4 core	281.00	Mtr	281.00
			6.0 Sq. mm			
a	1.00	Mtr	2 core	232.00	Mtr	232.00
b	1.00	Mtr	3 core	320.00	Mtr	320.00
c	1.00	Mtr	4 core	404.00	Mtr	404.00

1.00	Mtr	Add Extra for Laying of one number PVC insulated and PVC sheathed / XLPE power cable of 1.1 KV grade direct in ground including excavation of trench of size 75 cm (Depth) x 35 cm(Width) , with procedure as per following points:- (a) Make a river sand bed of height 125 mm along the trench, (b) Lay the cable in the middle of the trench, (c) Provide river sand bed of height 125 mm on top of the cable, (d) Lay the protective Common burnt clay F.P.S. Bricks of Class designation 75 / Sand stone slabs of 50 mm thickness and 225 mm wide just above the sand bed vertically across the cable (Approx. 9 no. Bricks per Mtr.), (e) Backfill the excavated soil leaving 300 mm from the Ground level, (f)Lay the Cable warning tape and again back-fill the remaining portion of the trench upto the ground level and compacting the earth	185.00	Mtr	185.00	
74	1.00	Mtr	Add Extra in item no. 11.1 to 11.4 for Laying Charges for cable through Vermeer machine by making pit at regular interval and repairing the pit after laying of cable with PCC/ Bitumin as required.	267.00	Mtr	267.00
75			Supplying and making one end termination with Nickel plated heavy duty brass single compression gland (as per IS 12943-1990)) SIBG type consisting of Check Nut, Gland Body, Metal Washer(3 Nos.), Outer Seal Rubber Ring, Compression Nut, heavy duty aluminium lugs (as per IS 8309 -1993) duly crimped with crimping tool, PVC tape as per IS 8337-1976 of following size of PVC insulated & PVC sheathed/ XLPE aluminium conductor cable of 1100 volt grade as required.All as per pre approved by Engineer in charge. For additional technical parameters of products/ work , refer Annexure "A" attached with this BSR .			
a	1.00	Set	3.5 x 25.0 sq.mm	231.00	Set	231.00
b	1.00	Set	3.5 x 35.0 sq.mm	258.00	Set	258.00
c	1.00	Set	3.5 x 120.0 sq.mm	708.00	Set	708.00
d	1.00	Set	3.5 x 185.0 sq.mm	1072.00	Set	1072.00
e	1.00	Set	3.5 x 240.0 sq.mm	1174.00	Set	1174.00
76			Supply, Fabricating & installing following sizes of perforated Hot dipped Galvanized iron cable tray (Galvanized thickness not less then 50 microns) with perforation not more then 17.5% in convenient section including horizontal and vertical bends, reducers tees,cross members and other accessories as required and duly suspended from the ceiling with GI suspenders including GI bolts & nuts , fastners, supports etc. as required.All as per pre approved by Engineer in charge. For additional technical parameters of products/ work , refer Annexure "A" attached with this BSR .			
a	1.00	Mtr	150mm x 50mm x 1.6mm	675.00	Mtr	675.00
b	1.00	Mtr	300mm x 50mm x 1.6mm	1053.00	Mtr	1053.00
c	1.00	Mtr	600mm x 50mm x 2.0mm	2376.00	Mtr	2376.00
77			S & Making Heat shrinkable type Tubular sleeve version outdoor straight through joint for following size of PVC/ XLPE insulated aluminium conductor cable of 1.1 KV grade as required. All as per pre approved by Engineer in charge. For additional technical parameters of products/ work , refer Annexure "A" attached with this BSR .			
a	1.00	Set	3/3.5/4 x 10.0-16.0 sq.mm	1768.00	Set	1768.00
b	1.00	Set	3/3.5/4 x 25.0 sq.mm-50 sq.mm	3231.00	Set	3231.00
c	1.00	Set	3/3.5/4 x 70.0 sq.mm-150 sq.mm	4918.00	Set	4918.00
d	1.00	Set	3/3.5/4 x 185.0 sq.mm-300 sq.mm	9006.00	Set	9006.00
78			P / L of Double wall corrugated HDPE pipe conforming to IS : 16205 P-24, Stiffness Class 750 N, Externally corrugated and having smooth surface inside with HDPE Coupler, Elbow, Tee at required Depth below the ground for laying cable of following Nominal Outer dia. MFR Test report from NABL accredited is to be submitted.(Excavation of Earth & Back filling with compaction is to be Paid Extra)All as per pre approved by Engineer in charge. For additional technical parameters of products/ work , refer Annexure "A" attached with this BSR			
a	1.00	Mtr	50 mm	85.00	Mtr	85.00

1.00	Mtr	110 mm	226.00	Mtr	226.00
		Providing & Laying XLPE insulated three core Armoured Aluminium cable for working voltage 33 K.V.(E) confirming IS :7098 P - 2 with H4- Grade electrolytic aluminium conductor confirming to IS: 8130 class-2 of purity >99.6 %, Insulation Screening: Extruded Semiconducting Compound followed by helically wrapped Copper Tape, round / flat strip armouring of cables , Inner / outer sheath PVC type ST-2 confirming to IS:5831 in existing RCC / Hume / Stoneware / PVC pipe/ open duct/cable trench / Cable tray including testing etc. as required of following size. OEM must have it's own in house NABL accredited Laboratory for testing procedure as per IS:10810 All as per pre approved by Engineer in charge. For additional technical parameters of products/ work , refer Annexure "A" attached with this BSR .			
a	1.00	Mtr	3 core 150.0 Sq.mm	2780.00	Mtr 2780.00
b	1.00	Mtr	3 core 185.0 Sq.mm	3068.00	Mtr 3068.00
c	1.00	Mtr	3 core 240.0 Sq.mm	3536.00	Mtr 3536.00
80	1.00	Mtr	Add Extra for Laying of one number XLPE power cable of 11/33 KV (Earthed) voltage grade direct in ground including excavation of trench of size 120 cm (Depth) x 35 cm(Width) , with procedure as per following points:- (a) Make a river sand bed of height 125 mm along the trench, (b) Lay the cable in the middle of the trench, (c) Provide river sand bed of height 125 mm on top of the cable. (d) Lay the protective Common burnt clay F.P.S. Bricks of Class designation 75 / Sand stone slabs of 50 mm thickness and 225 mm wide just above the sand bed vertically across the cable (Approx. 9 no. Bricks per Mtr.), (e) Backfill the excavated soil leaving 300 mm from the Ground level, (f)Lay the Cable warning tape and again back-fill the remaining portion of the trench upto the ground level and compacting the earth	233.00	Mtr 233.00
81	1.00	Mtr	Add Extra in Item no. 13.3 if Excavation done in Hard Rock / CC road / TAR Road and making Good the same	39.00	Mtr 39.00
82	1.00	Mtr	Add Extra for Laying of one number additional XLPE power cable of 11/33 KV (Earthed) voltage grade direct in ground in the same trench in one tier horizontal formation including excavation of trench of size additional 20 cm in width. with procedure as per following points:- (a) Make a river sand bed of height 125 mm along the trench, (b) Lay another cable in middle of trench in such manner that spacing between another cable is 20 cm, (c) Provide sand bed of height 125 mm on top of the cable. (d) Lay the protective Common burnt clay F.P.S. Bricks of Class designation 75 / Sand stone slabs of 50 mm thickness and 225 mm wide just above the sand bed vertically across the cable (Approx. 9 no. Bricks per Mtr.) (e) Backfill the excavated soil leaving 300 mm from the Ground level. (f)Lay the Cable warning tape and again back-fill the remaining portion of the trench upto the ground level and compacting the earth	155.00	Mtr 155.00
83	1.00	Mtr	Add Extra in Item no. 13.5 if Excavation done in Hard Rock / CC road / TAR Road and making Good the same	22.00	Mtr 22.00
84			Providing & making heat shrinkable type indoor/outdoor/straight through terminations/ joint kit suitable for 11 KV / 33 KV (Earthed) cable with required components, preparation of cable ends. Type test report should be as per IS13573:2011 which covered all sequence for table 2 for termination kit and table 3 for streight through joint inclusive thermal & dynamic short circuit test, humidity test, soil fog test. Cross linking shall be done out side factory with E- beam/ peroxide technology. Extrusion process shall be in house OEM within same vicinity. including testing etc. as required of following sizes. All as per pre approved by Engineer in charge. For additional technical parameters of products/ work , refer Annexure "A" attached with this BSR .		
			11 KV End Termination Kit Outdoor type		
a	1.00	Each	3 core 50/70/95 Sq.mm	7041.00	Each 7041.00
b	1.00	Each	3 core 120/150/185 Sq.mm	8063.00	Each 8063.00
c	1.00	Each	3 core 240/300 Sq.mm	9330.00	Each 9330.00
			11 KV Straight Through Joint Kit		
a	1.00	Each	3 core 120/150/185 Sq.mm	12076.00	Each 12076.00


1.00	Each	3 core 240/300 Sq.mm	14357.00	Each	14357.00	
		Supply and installation of high tensile low carbon steel rod molecularly bonded with 99.9 % Copper thickness (250 microns) and confirming to UL 467, IS/IEC 62561-2 of following size and length and as per point mentioned (a), (b), (c), (d), (e) below :-				
		(a) Bore a hole of dia. 100 mm of required length, Place the rod in the centre of Hole				
		(b) filled with anti corrosive conductive compounds with the permanent sealings at both the ends, CPRI/ ERDA tested with RMS capacity of minimum 30 KA for withstanding 1 second .To ensure the moisture content and electrical conductivity, 25 kg for 2000 mm & 50 Kgs for 3000mm of resistance lowering earth enhancement material shall be used as a backfill compound. The compound shall be tested form NABL acrated lab for low resistivity (less than 0.12 Ohm - meter) & high conductivity in nature with carbon as a major content as per reference of IS 3043-1987,IEEE 80-2013 (clause 14.5d) , IEEE 837 & IER 1956 with latest amendmnts				
		© Connect the rod with copper Strip/Conductor/Wire with suitable clamp made from tinned copper and SS 304 Bolt				
		(d) Place Heavy duty weather proof poly-propylene earth pit chamber with lockable Jam free lid suitable for safe working load 5000 Kg or more of size Top Dia. 225 to 260 mm, Bottom Dia 300 to 350 mm. and Height 250 to 300 mm.				
		(d) Testing of earth resistance for value of 5 ohms or less as required & must record by engineer in charge during site visit and ensure to enter in measurement book.				
		(e) Test certificates for confirming above standards from OEM is mandatory. All as per pre approved by Engineer in charge. For additional technical parameters of products/ work , refer Annexure "A" attached with this BSR .				
			7955.00	Set	7955.00	
1.00	Set	25 mm thick and 3 Mtr. Long				
86		Supply & Laying following size earth strip in horizontal or vertical run in surface by means of Earth strip DMC Insulator including riveting/ soldering/ welding, Jointing shall be done by overlapping and with 2 set of Brass (for Cu strip) / GI (for GI Strip) nut bolt & spring washer spaced at 50cm making connection etc. as required.All as per pre approved by Engineer in charge. For additional technical parameters of products/ work , refer Annexure "A" attached with this BSR .				
a	1.00	Mtr.	25mm x 3mm copper strip	1037.00	Mtr.	1037.00
b	1.00	Mtr.	25mm x 3mm G.I. (Hot Dipped) Strip	105.00	Mtr.	105.00
87			Supply & Laying following size earth wire in horizontal or vertical run in ground/surface/recess including riveting, soldering, saddles, making connection with GI/Cu purity >95% thimble etc. as required. All as per pre approved by Engineer in charge. For additional technical parameters of products/ work , refer Annexure "A" attached with this BSR .			
a	1.00	Mtr.	8 SWG tinned copper Wire	163.00	Mtr.	163.00
b	1.00	Mtr.	8 SWG G.I. (Hot Dipped) Wire	20.00	Mtr.	20.00
88			Supply & Laying following size ' B ' class , G.I. Pipe confirming to IS : 1239 P - 1 (2004) with accessories like bend, socket etc. for laying earth conductor/ strip / cable in ground/ surface/ recess as required. All as per pre approved by Engineer in charge. (Earth Excavation will be Paid Extra)All as per pre approved by Engineer in charge. For additional technical parameters of products/ work , refer Annex ure "A" attached with this BSR .			
	1.00	Mtr.	40 mm dia.	516.00	Mtr.	516.00
89			Making of hole in wall (brick/stone) of required and placing NP-2 RCC pipe ring of required size for housing exhaust fan and making good the same, with cement plaster required of following size. All as per pre approved by Engineer in charge. For additional technical parameters of products/ work , refer Annexure "A" attached with this BSR .			
	1.00	Each	Up to 457 mm size	348.00	Each	348.00

1.00	Sqm	Supply & Fixing of phenolic laminated board of 6.4 mm thick for fresh air fan/exhaust fan up to size of 300 mm on existing window frame including cost of board, cutting of hole, Nut bolts etc. as required. All as per pre approved by Engineer in charge. For additional technical parameters of products/ work, refer Annexure "A" attached with this BSR.	1369.00	Sqm	1369.00	
91		Installation, testing and Commissioning of ceiling fan (any size) including wiring the down rod up to 30 cm with 3 x 1.5 sq.mm pvc insulated flexible copper conductor making connection testing etc. as required. All as per pre approved by Engineer in charge. For additional technical parameters of products/ work, refer Annexure "A" attached with this BSR.				
1.00	Each	Without regulator	87.00	Each	87.00	
92		Providing & Fixing of BLDC Technology ventilating fans, single phase with PVC impeller, ABS body, Double Ball bearing, automatic back lower shutter including making connection, testing etc. as required. All as per pre approved by Engineer in charge. For additional technical parameters of products/ work, refer Annexure "A" attached with this BSR.				
1.00	Each	250 mm sweep with Min. Air delivery 1150 cmh, 1300 RPM	2741.00	Each	2741.00	
93		Providing & Fixing of 400 mm Sweep BLDC technology Oscillating type Wall mounting / Pedestal type fans with Three speed, ON and OFF position, Double Wall bearing with front and back 120 or more ribs guard; Three no. blades, noise level should be ≤ 75 dB, including fixing with anchor bolts, making connection testing etc. as required. (With Remote) All as per pre approved by Engineer in charge. For additional technical parameters of products/ work, refer Annexure "A" attached with this BSR.				
1.00	Each	Wall mounting type with Service value 2.0 CMM /W, Min. Air Delivery 71 CMM	4699.00	Each	4699.00	
94	1.00	Each	Pedestal Type having Adjustable Height with Service value 2.6 CMM /W, Min. Air Delivery 85 CMM	6023.00	Each	6023.00
95		Providing & Fixing of BEE Star rated copper wounded double ball bearing capacitor start, aluminium body & Metallic blade ceiling fan conforming to all the performance requirements laid down in IS 374:2019 including all amendments, as applicable; & Carry BIS licensing (i.e. ISI marking) with down rod up to 80 cm with secondary support safety cable (steel rope), cotter pin with 3 x 1.5 sq.mm pvc insulated flexible copper conductor making connection testing etc. as required. All as per pre approved by Engineer in charge. For additional technical parameters of products/ work, refer Annexure "A" attached with this BSR.				
1.00	Each	1200 mm Sweep BEE 1 Star rated (service value ≥ 4.0 to < 4.5)	1890.00	Each	1890.00	
96	1.00	Each	Providing & Fixing of M.S. J- hook of standard design made out of 16 mm dia. M.S. round bar and fixed with cement concrete mortar with required support as required. All as per pre approved by Engineer in charge. For additional technical parameters of products/ work, refer Annexure "A" attached with this BSR.	179.00	Each	179.00
97	1.00	Each	P & F 1.2mm thick M.S. Recessed fan box, hexagonal/ round of size 130 mm dia, depth 75mm, 12 mm dia rod fan hook with 100 mm length extended on each side. All as per pre approved by Engineer in charge. For additional technical parameters of product / work refer Annexure 'A' attached with this BSR.	128.00	Each	128.00
98		Providing & Fixing of Double ball bearing, copper wounded capacitor start single phase metallic blade fresh air fan, in existing opening including cost of hardware, flexible 3 core copper conductor, making connections, testing etc. as required. All as per pre approved by Engineer in charge. For additional technical parameters of products/ work, refer Annexure "A" attached with this BSR.				
a	1.00	Each	225 mm sweep	1687.00	Each	1687.00
b	1.00	Each	300 mm sweep	1822.00	Each	1822.00
99		Providing & Fixing of Heavy duty capacitor start, copper wound Double ball bearing 900/1400 RPM single phase Exhaust fan conforming to IS:2312 ISI marked in existing opening including making connections testing etc. as required. All as per pre approved by Engineer in charge. For additional technical parameters of products/ work, refer Annexure "A" attached with this BSR.				




	1.00	Each	300 mm sweep(900/1400 RPM)	3175.00	Each	3175.00
	1.00	Each	380 mm sweep(900/1400 RPM)	4255.00	Each	4255.00
			Providing & Fixing of Wall mounting / Pedestal type Heavy duty Air Circulator , Double ball bearing and with metal sturdy mesh guard; Aluminium alloy one piece blade and conforming to IS:2997, including fixing with anchor bolts, making connection testing etc. as required. All as per pre approved by Engineer in charge. For additional technical parameters of products/ work , refer Annexure "A" attached with this BSR .			
101	1.00	Each	450 mm sweep Pedestal type and three speed regulator with Minimum Air Delivery 150 Cum. / Minute	7961.00	Each	7961.00
102	1.00	Mtr.	Providing & Fixing of extra down rod of 15 mm dia . ERW (Electrical resistance welded) of 1.6mm nominal thick medium duty steel pipe including cutting, threading, drilling, fixing quarter pin etc as reqd. All as per pre approved by Engineer in charge. For additional technical parameters of products/ work , refer Annexure "A" attached with this BSR .	212.00	Mtr.	212.00
103			P & F of Gravity Louver shutter of superior quality made out of frame of 18 swg M.S. sheet & Louvers made from 24 swg MS Sheet with enamel paint including cost of nuts, bolts, etc as reqd. All as per pre approved by Engineer in charge. For additional technical parameters of products/ work , refer Annexure "A" attached with this BSR .			
	1.00	Each	above 380 mm size	361.00	Each	361.00
104			Providing & Fixing of Vertical(BEE 5 star rated) / Horizontal(BEE 3 star rated) storage water heater with outer casing made of Engineering Plastic sheet (Upto 25 Ltr) / Metal rust proof Body (35 & 50 Ltr), Glass-line / Titanium Enamel coated Pressure Pump Compatible 8 bar pressure Inner tank, Glass Line Coated , mineral filled heating element, stem type, snap action adjustable thermostat , Dual indicating lamps Injected PUF insulation, Multi Function Valve etc. as required held in position with 2/4 no. 10/12 mm anchor Fastener, duly wired with 3 core 2.5/4.0 Sqmm PVC insulated & sheathed copper conductor and 16 A/25A three pin plug top with Portable Residual Current Device (PRCD) , including making inlet, outlet Flexible alloy connection, testing etc. as required. All as per pre approved by Engineer in charge. For additional technical parameters of products/ work , refer Annexure "A" attached with this BSR .			
				11568.00	Each	11568.00
	1.00	Each	25 Ltr.	883.00	Each	883.00
105	1.00	Each	Providing & Fixing of stem type ISI marked (IS 3017 / 85) , snap action bipolar adjustable thermostat with built in auto thermal cut out of storage water heater including making connection testing etc. complete in all respect. All as per pre approved by Engineer in charge. For additional technical parameters of products/ work , refer Annexure "A" attached with this BSR .			
106	1.00	Each	Providing & Fixing 2 / 3 KW nickle plated, mineral filled heating element including making connection testing etc complete in all respect. All as per pre approved by Engineer in charge. For additional technical parameters of products/ work , refer Annexure "A" attached with this BSR .	1043.00	Each	1043.00
107			Providing & Fixing of heavy duty flexible alloy pipe for storage water heater for inlet and outlet of suitable length including the cost of nuts, washers etc complete in all respect. All as per pre approved by Engineer in charge. For additional technical parameters of products/ work , refer Annexure "A" attached with this BSR .			
	1.00	Set	600 mm	642.00	Set	642.00
108	1.00	P.Job	Charges for descaling of storage water heater including replacement of Multi Function Valve as required.	720.00	P.Job	720.00
109			SITC of MNRE approved & confirming to IS:12933 P-1,2,3 & 5 Flat Plate Collector type solar hot water system having collector with Zincaluminum sheet outer body . Glass - line / Titanium Enamel coated Inner tank with Metal rust proof PUF insulated Body including electrical back up, Thermostat, Powder coated / Hot dipped galvanized MS stand for Collector & Tank etc. as required. of following capacity complete in all respect. All as per pre approved by Engineer in charge. For additional technical parameters of products/ work , refer Annexure "A" attached with this BSR .			

	1.00	set	250 litre/ day			
	1.00	Set	500 litre/ day	73393.00	set	73393.00
			Providing & Fixing of IP20 SMD Mid Power LED batten type integrated light fixture made from Powder coated Extruded aluminium housing with in built driver , System lumen efficacy ≥ 110 lm/Watt output, internal surge protection of 2.5 KV with Short & Open circuit protection ,THD < 10% . P. F. ≥ 0.95 , CRI >80 , life time of minimum 50000 Burning Hours with , 70% of intial Lumen maintained till life ends , CCT 3000°K / 4000°K / 5700°K /6000°K/6500°K (As per ANSI Bin) , Maximum power consumption should not more than the specified rating and Fixture shall be of BIS standard and trade mark certificate (T.C.). Manufactures Word Mark/ Name Engraved/ Embossing/ Screen printing on housing. OEM must have its own in house NABL lab setup for all testing facilities for LED fixtures. (LM79 & LM80) certificate / Report from OEM shall be submitted. All as per pre approved by Engineer in charge. For additional technical parameters of products/ work , refer Annexure "A" attached with this BSR .	159698.00	Set	159698.00
	1.00	Each	1170mm(+/-10%) LED batten with min. lumen output 2200 lm	492.00	Each	492.00
111			Providing & Fixing of IP-20 LED Recessed / Surface Mounted, Round / Square SMD Mid Power LED Downlight with powder coated die-cast aluminum housing with UV Stabilized non yellowish Diffuser with BIS compliance 2.5 KV surge protected Isolated driver, with Short & Open circuit protection, having efficiency > 85% . System Lumen efficacy of ≥ 110 lm / watt, THD < 10 % , Pf. ≥ 0.95 , CRI >80, life time of minimum 50000 Burning Hours with , 70% of intial Lumen maintained till life ends . CCT 3000°K / 4000°K/ 5700°K /6000°K/6500°K (As per ANSI Bin) , maximum power consumption should not more than the specified rating and Fixture shall be of BIS standard and trade mark certificate (T.C.). Manufactures Word Mark/ Name Engraved/ Embossing/ Screen printing on housing.			
112			OEM must have its own in house NABL lab setup for all testing facilities for LED fixtures. (LM79 & LM80) certificate / Report from OEM shall be submitted. All as per pre approved by Engineer in charge. For additional technical parameters of products/ work , refer Annexure "A" attached with this BSR .			
			Surface Mounting (with extruded alum. Housing)			
	1.00	Each	Minimum lumen output 2400 lm	2059.00	Each	2059.00
113			Providing & Fixing of IP20, 2'x2' LED Surface/ Recessed mounting Mid power SMD type LED Light fixture not less than 50mm housing depth made from CRCA sheet steel housing, high purity / transmissivity UV stabilized Non -yellowish diffuser for uniform light distribution. High efficiency with 4 KV internal/external surge protection BIS certified isolated driver having efficiency > 85% , with Short & Open circuit protection (Integral with light fixture). System lumen efficacy of ≥ 120 lm/Watt ,THD < 10 % , p.f. ≥ 0.95 ,CRI >80 , life time of minimum 50000 Burning Hours with , 70% of intial Lumen maintained till life ends . CCT 3000°K / 4000°K / 5700°K /6000°K/6500°K (As per ANSI Bin) , maximum power consumption should not more than the specified rating and Fixture shall be of BIS standard and trade mark certificate (T.C.). Manufactures Word Mark/ Name Engraved/ Embossing/ Screen printing on housing.			
			OEM must have its own in house NABL lab setup for all testing facilities for LED fixtures. (LM79 & LM80) certificate / Report from OEM shall be submitted. All as per pre approved by Engineer in charge. All as per pre approved by Engineer in charge. For additional technical parameters of products/ work , refer Annexure "A" attached with this BSR .			
			Surface Mouting			
	1.00	Each	Minimum lumen output 4200 lm	3308.00	Each	3308.00



			Providing & Fixing of IP65 IK08 rated Integrated SMD Mid power LED bulk head type light fixture made from Pressure Die Cast AL housing suitable with integral driver, system lumen efficacy ≥ 100 lm/Watt output, THD < 10% ,p.f. ≥ 0.95 ,CRI >80 , life time of minimum 30000 Burning Hours with , 70% of intial Lumen maintained till life ends , CCT 3000°K / 4000°K / 5700°K /6000°K/6500°K (As per ANSI Bin) , maximum power consumption should not more than the specified rating and Fixture shall be of BIS standard and trade mark certificate (T.C.). Manufactures Word Mark/ Name Engraved/ Embossing/ Screen printing on housing. surge protection 4 KV. OEM must have its own in house NABL lab setup for all testing facilities for LED fixtures. (LM79 & LM80) certificate / Report from OEM shall be submitted. All as per pre approved by Engineer in charge. For additional technical parameters of products/ work , refer Annexure "A" attached with this BSR .			
	1.00	Each	Minimum lumen output 1000 lm	1647.00	Each	1647.00
115			Providing & Fixing of energy efficient /energy saving IP 20 LED direct retrofit Bulb in existing holder or fixture as required with system lumen efficacy ≥ 100 lm/Watt output ,pf 0.95 , CRI >70, minimum life time of minimum 25000 Burning Hours with , 70% of intial Lumen maintained till life ends , CCT 3000°K / 4000°K / 5700°K /6000°K/6500°K (As per ANSI Bin) , maximum power consumption should not more than the specified rating and Fixture shall be of BIS standard and trade mark certificate (T.C.). Manufactures Word Mark/ Name Engraved/ Embossing/ Screen printing on housing. OEM must have its own in house NABL lab setup for all testing facilities for LED fixtures. (LM79/LM80) certificate / Report from OEM shall be submitted. All as per pre approved by engineer in charge . for additional technical parameters of product/ work, refer Annexure "A" attached with this BSR.	162.00	Each	162.00
	1.00	Each	18/20 Watt			
116			Supply and erection of Galvanized Iron pole with galvanizing done in single dipping (Average coating thickness Minimum 65 Microns) continuously tapered poles having Octagonal / Circular cross-sections designed to withstand the maximum wind speed as per IS 875. The pole shaft shall be made from sheet steel (HT Steel Conforming to grade S355JO) and conforming to BSEN 10025 and shall be continuously tapered with single longitudinal welding. There shall not be any circumferential welding. The welding of pole shaft shall be done by Submerged Arc Welding (SAW) process. pole shafts shall be provided with the rigid flange plate of suitable thickness (Fe 410 conforming to IS 226 / IS 2062) with provision for fixing 4 no. foundation bolts, This base plate shall be fillet welded to the pole shaft at two locations i.e. from inside and outside.The octagonal Poles shall have lockable door of approximate 500 mm length at the elevation of 500 mm from the Base plate with bakelite sheet having 6A SP MCB and 16 sqmm stud type connector (4 nos) inside the pole at door opening for cable connection of following length and dimension as per table P-01 with base plate and foundation bolts on the Existing cement concrete foundation. All as per Poles with Octagonal Cross Section			
	1.00	Each	7 Mtr.	13152.00	Each	13152.00
117			Supply and Fixing of Pole OEM fabricated hot dipped galvanised M.S. Overhang (48.3 X 3.25 mm) with cap (400 x 88.9 / 114.3 x 3.25 mm) over the existing poles. All as per pre approved by Engineer in charge. For additional technical parameters of products/ work , refer Annexure "A" attached with this BSR .			
	1.00	Mtr.	Single arm overhang	1889.00	Mtr.	1889.00
118			Providing and Laying RCC Foundation for Octagonal / Conical Street Light poles, High mast Poles as per Drawing attach at Table P-4 with Following Procedure & All as per pre approved by Engineer in charge. For additional technical parameters of products/ work , refer Annexure "A" attached with this BSR .			
			A) Excavation of Pit for Foundation Size upto required depth from Ground level			
			B) Dressing of Pit and Dry stone pitching 200 mm thick including supply of stones and preparing surface complete.			
			C) Providing and laying in position cement concrete of M-10 grade of 75 mm thickness			



			D) Reinforcement for R.C.C. work with TMT bars including straightening, cutting, bending, placing in position and binding all complete.			
			E) Centring and shuttering including strutting , propping etc. and removal of form work for Footing and Pedestal			
			F) Providing & Fixing of 2 no. Required Size PLB HDPE Pipe & Foundation Bolt with template as per OEM Recommendations.			
			G) Providing and Laying Reinforce cement Concrete of M-25 grade in Footing and Pedestal including Curing the foundation for 7 days.			
			H) Providing and Fixing Nosing Angle 40 mm x 40 mm x 6mm with 2 no. 100 mm long, 10 mm dia. Lugs on each face.			
	1.00	Each	Pole Foundation for Octagonal pole from 7 Mtr. To 9 Mtr.	7943.00	Each	7943.00
119			Providing & Fixing of IK08 IP-66 protected high power LED flood light system with single piece Pressure diecast aluminium housing, toughened glass diffuser with suitable lenses on LED to achieve various beam angles. of high power LED of 3 to 5 watt each . Integrated potted driver as a unique BIS R number having efficiency more than 85 % and in compliance to BIS certified and Trade mark certificate. The System level Luminaire efficacy ≥ 125 lm/ wt. LED driver Input Voltage AC 120 to 270 V AC with High voltage Cutoff ≥ 300 V AC and Auto resetting Safety .Power Factor >0.95 , THD(I) $<10\%$, driver current ≤ 750 mA. driver should be Phase to phase protection of 440 V for 4 Hrs. Electrical Connector , Surge Protection Min ≥ 4 KV internal and 10KV external but inside driver compartment, System life of 50000 Burning hours with 70% of Initial Lumens maintained, CRI >70 and CCT 5700K ± 355 K. Manufactures Word Mark/Name Engraved/Embossing/Screen printing on die cast housing to allow traceability/authenticity. Fixture shall be IS 10322 Complianced.OEM Must have its own in house NABL lab setup for all testing facilities for LED Driver (120V, 180V) Certified/Compliant with Light luminaire.	4820.00	Each	4820.00
a	1.00	Each	High Power LED Flood Light Minimum lumen output 10000 lm	10857.00	Each	10857.00
b	1.00	Each	High Power LED Flood Light Minimum lumen output 18650 lm	18797.00	Each	18797.00
c	1.00	Each	High Power LED Flood Light Minimum lumen output 30000 lm	21457.00	Each	21457.00
d	1.00	Each	High Power LED Flood Light Minimum lumen output 37500 lm	27237.00	Each	27237.00
e	1.00	Each	High Power LED Flood Light Minimum lumen output 43750 lm			
120			Providing & Fixing of IK08, IP 66 protected LED Street Light Luminaire on existing bracket/pole. Fixture made of powder coated single piece pressure die cast aluminum material with heat dissipation fins on housing with UV stabilized PC (UV stabilization report submitted for UV cover) /Toughened Glass cover and secondary lens on each LED & should be SMD type of 3 to 5 watt each . The System efficacy ≥ 125 lm/ wt and potted driver & has a unique BIS R number with Input Voltage AC 120 to 270 V AC with High voltage Cutoff ≥ 300 V AC and Auto resetting Safety , Power Factor >0.95 driver Efficiency $>85\%$,THD(I) $<10\%$ Humidity 10% to 90% RH Working Temp -5C to 45C . driver current <750 mA. The luminaire shall be BIS certified and Trade mark certified. Life Expectancy Equal or more than 50000 burning hrs with Minimum 70% lumen maintained , CRI >70 and CCT 5700K ± 355 K. Surge protection shall be min ≥ 4 KV internal and min 10 KV external inside driver compartment. driver should be Phase to phase protection of 440 V for 4 Hrs. Manufactures Word Mark/Name Engraved/Embossing on die cast housing to allow traceability/authenticity. Fixture shall be AS PER IS 10322			
a	1.00	Each	LED Street Light fixture with Minimum lumen output 2450 lm	2554.00	Each	2554.00
b	1.00	Each	LED Street Light fixture with Minimum lumen output 3700 lm	3370.00	Each	3370.00
c	1.00	Each	LED Street Light fixture with Minimum lumen output 11225 lm	6765.00	Each	6765.00
121			Providing & Fixing of Street light bracket made out from following size of ' B ' class , Medium class G.I. Pipe conforming to IS : 1239 P - 1 (2004) with heavy duty pole clamp, Saddles suitable fastners etc. as required. All as per pre approved by Engineer in charge. For additional technical parameters of products/ work , refer Annexure "A" attached with this BSR.			
a	1.00	Mtr.	25 mm Dia.	540.00	Mtr.	540.00
b	1.00	Mtr.	40 mm Dia.	958.00	Mtr.	958.00

			Providing & Fixing of IP - 65 protected impact resistant polycarbonate / Polyesterenc enclosures with knock out for cable entry/out including fixing with nut, bolt, fatner etc as required complete in all respect of following sizes.All as per pre approved by Engineer in charge. For additional technical parameters of products/ work , refer Annexure "A" attached with this BSR .			
	1.00	Each	180 x 180 x 91 mm	1498.00	Each	1498.00
123	1.00	Mtr.	Supply, Drawing and Testing of 4 pair, 23 AWG Solid Bare Copper wire insulated with PVC, UTP (Unshielded Twisted Pair), Category 6, Class E, 100 Ohm Impedance, Indoor Cable as per latest ammendments of ANSI/TIA/EIA-568 . The copper conductors should be balanced twisted in pairs, seperated by a cross-member fluted pair divider & protected by PVC Jacket. Certified performance in a 4-connector configuration upto 100 Mtrs channel requirements & transmission frequencies up to 250 Mhz. in existing MS/PVC Conduits/casing capping including making connections to Information outlets and Patch Panels with jack & ferruling at both ends for identification with necessary tools for punching, stripping, crimping and testing etc as required complete in all respect. All as per pre approved by Engineer in charge. For additional technical parameters of products/ work , refer Annexure "A" attached with this BSR .	49.00	Mtr.	49.00
124			Supply and Installation of unshielded/360 degree sheilded Information outlets made of high impact plastic body with ABS, FR Grade halogen free material with provision for protection against dust in jack, suitable for Cat 6/6A application complying to latest ammendments, According to Cat. 6/6A channel, It should support channel as well as components requirements of Cat.6/6A standards at frequencies of up to 250 to 500 Mhz. Cat 6/6A unshielded/shielded Jack should be suitable to terminate 4 pair, 23/24 AWG solid/stranded wire diameters, using 100 Ohm unshielded/shielded balance twisted pair cable, the jack should have tooless/impact termination on reliable copper tin plated Insulation displacement contact, with easy lock mechanism, It supports IEC 60603 7-4 and complied with ANSI/TIA/EIA 568 C.2 standard. jack should be RJ11,RJ12 & RJ45 compatible. Should support Ethernet 1.2 Gb/s ATM,Digital video and broadband/baseband analog video, Voice over internet protocol (VOIP) Specifications in existing modular/MS Boxes along with necessary connections as required.All as per pre approved by Engineer in charge. For additional technical parameters of products/ work , refer Annexure "A" attached with this BSR .			
	1.00	Each	Cat 6. Un-sheilded Information Outlet	398.00	Each	398.00
125			Supply & fixing of square Faceplate for Flush / Surface Mount Information Outlets Single/Dual or Quad Aperture , material should be PC+ABS body, Suitable for RJ45 unshielded/shielded connection modules. Should match with I. O. OEM. Dimensions should be 86mm X 86mm as required complete in all respect. All as per pre approved by Engineer in charge. For additional technical parameters of products/ work , refer Annexure "A" attached with this BSR .			
	1.00	Each	Single Aperture	81.00	Each	81.00
126			Supply, Installation, Testing and Comissioning of Rack mounted 19" 1U, Cat6 24 Port loaded, 1.5-1.6 MM CRS chasis, powder coated, sheet steel, made of plastic (ABS), Modular Patch Panels with Rear Cable management system and mounting hardware to mount the patch panel. Should have port identification numbers printed/engraved on front of the panel. Etc. as required.All as per pre approved by Engineer in charge. For additional technical parameters of products/ work , refer Annexure "A" attached with this BSR .			
	1.00	Each	Modular Patch Panel Loaded with Cat -6 I/O	8765.00	Each	8765.00



			Supply . Installation and Testing of 4 pair, 100 Ohm impedance, Cat 6/6A /Class E/Ea patch cords should be constructed of minimum 23/24 AWG, stranded bare Copper cable with FRPVC/LSZH Jacket, with an enhanced performance by factory moulded RJ45 connectors with strain relief boots as per ANSI/TIA/EIA 568-C.2 suitable for Cat 6/6A application complying to latest ammendments Category 6/6A Standards, According. to TIA568C.2. ISO/IEC 11801, EN 50173, IEC 60603-7-51, EN 60603-7, IEEE 802.3an minimum requirement for 1G BASE-T to 10G BASE-T performance. Patch cords shall be straight thru cable compatible with both T568-A and T568-B wiring schemes, should support IEEE 802.3af / IEEE 802.3at for POE applications, Minimum 750 to 1000 mating cycles in plug contacts for long durability, Should support Ethernet 10GBASE-T, 1.2 Gb/s ATM, Token ring 4/16, Digital video and broadband/baseband analog video, Voice over internet protocol (VOIP).All as per pre approved by Engineer in charge. For additional technical parameters of products/ work , refer Annexure "A" attached with this BSR .			
			Cat 6, U/UTP (Unscreened/Un-shielded Twisted Pair) Patch Cord	148.00	Each	148.00
	1.00	Each	0.50 Mtr			
128			Supply & Installation of IP-20 & IK-08 , UL Listed Wall mounted Double Section Communication enclosure (Rack) made from powder coated (60 to 80 Micron) CRCA sheet, front sturdy sheet steel frame folded from one piece and welded with minimum 5mm toughened glass door,Vertical Mounting Rail 1.6 MM with 'U'Marking , with All round protective channel on the door aperture, lock integrated on front door, top and bottom cover with cable entry provision with gland plates, integrated side walls, 2 pair of 19" angles with wall mounting provision on wall. Accessories like: 1 No of 19" 1U Horizontal Cable manager, 1 No of 90 cfm 230V AC Fan with 1 mts long cable, mounting hardware , 1 No of 19" 1U, mountable socket strips with 5 nos of 5A universal sockets with 2 mts long power chord for supplying power to switches, fans etc along with earth continuity kit, indicator, moulded power supply cable. fixing on wall with Suitable Anchor fastner etc as required.All as per pre approved by Engineer in charge. For additional technical parameters of products/ work , refer Annexure "A" attached with this BSR .	9173.00	Each	9173.00
a	1.00	Each	6 U Rack with Width 600 mm & Depth 400 mm + 100 mm	12142.00	Each	12142.00
b	1.00	Each	9 U Rack with Width 600 mm & Depth 400 mm + 100 mm	36783.00	Each	36783.00
129	1.00	Each	Supply . Installation. Testing and Comissioning of Managed Layer-2 Intelligent 10/100 Ethernet Switch providing 24 x 10/100/1000 MBPS Giga Ethernet ports / with min 2 SFP Giga Ports (provision for Fiber Giga connectivity) with related LAN Base Software including making connections etc as required.All as per pre approved by Engineer in charge. For additional technical parameters of products/ work , refer Annexure "A" attached with this BSR .			
130			Labour charges for installation of submersible motor pump set including lowering/ delowering of pipes, cables, accessories etc. in tube-well/ open well complete including T&P, transportation of tripod, chain pulley block & any other material required for this purpose complete in all respect.	6686.00	Each	6686.00
	1.00	Each	Delowering and Lowering			
131			Providing & Laying of Polypropylene rope Confirming to IS:5175 for submersible pump of following sizes. complete in all respect. All as per pre approved by Engineer in charge. For additional technical parameters of products/ work , refer Annexure "A" attached with this BSR .			
	1.00	Mtr.	20mm (suitable for 90 mm OD pipe)	61.00	Mtr.	61.00

			SITC of Single Stage, water cooled, High Speed (2880 RPM), Horizontal, Centrifugal, Openwell Submersible pumps set pre filled with coolant water and fitted with mechanical seal - T/C Vs T/C, Thrust bearing shall be of carbon + S.S. The stator body of single phase pump shall be of SS and rest of all shall be of cast iron. All casting parts should be cathod electro deposition (CED) coated and other construction material should be conforming to IS : 14220: 2018 . The overall performance of pump shall confirm to BEE energy efficiency level of 3 star. Valid BEE certificate from OEM must be submitted for the same. Motor should be IE2 class as per IEC 60034-2-1: 2007, IEC 60034-30: 2008. & IS12615:2011, including making connection etc as required complete in all respect. OEM shall have submit NABL / CPRI / ERDA accredited lab type test certificate before execution. All as per pre approved by Engineer in charge. For additional technical parameters of products/ work , refer Annexure "A" attached with this BSR .			
				12527.00	Each	12527.00
a	1.00	Each	0.5 HP, 1-Ø, (7 -15) Mtr, (130 - 72) LPM	16052.00	Each	16052.00
b	1.00	Each	1.0 HP, 1-Ø, (7 -12) Mtr, (405- 240) LPM	21249.00	Each	21249.00
c	1.00	Each	1.5 HP, 1-Ø, (18 -26) Mtr, (126 - 78) LPM			
133			SITC of Radial / mixed flow ISI marked water and anti-corrosive liquid filled submersible motor pump sets suitable for 100/150mm dia borewell. The size of adopter fixed on top of the motor should exceed the top of coupler , for safeguard the coupler. The construction material of motor and pump should match IS: 8034 : 2018 and IS: 9283 guideline. The radial flow pumpset should operate at 5 star energy efficiency level of BEE and mixed flow pump set should operate at 3 star energy level of BEE, accompanied by valid BEE certificate. Motor should be IE2 class as per IEC 60034-2-1: 2007, IEC 60034-30: 2008, & IS12615:2011 with required accessories including making connection suitable for Bore well. The job includes labour part of lowering of riser pipe G.I./ H.D.P.E. with rope, cables & pump, installation of complete fitting and accessories, jointing of electrical cables up to Starter. All labour for testing of submersible pumps set and supply of water to water mains, complete in all respect. OEM shall have submit NABL / CPRI / ERDA accredited lab type test certificate before execution. All as per pre approved by Engineer in charge. For additional technical parameters of products/ work , refer Annexure "A" attached with this BSR .			
			150 mm diameter Submersible pump shall have following HP Rating, phase, Head range. Discharge range respectively.	53024.00	Each	53024.00
a	1.00	Each	5.0 HP, 3-Ø, (68 - 102)Mtr, (225-85) LPM	56583.00	Each	56583.00
b	1.00	Each	7.5 HP, 3-Ø, (76 - 96)Mtr, (285-180) LPM	78975.00	Each	78975.00
c	1.00	Each	12.5 HP, 3-Ø, (78 - 126)Mtr, (395-245) LPM			
134			SITC of Monoblock motor pump set ISI marked (IS:9079-2002) with TEFC motor, motor should be IE2 class as per IEC 60034-2-1: 2007, IEC 60034-30: 2008. & IS12615:2011. with Stainless steel Impellor, Stainless steel shaft, Mechanical seal, Single/Three phase (240 - 440 V) permanent split capacitor type (PSC), fitted with thermal overload protection. Including cost of hardware etc on existing platform complete. Pump shall have following HP Rating, phase, Head, minimum Discharge respectively complete in all respect. OEM shall have submit NABL / CPRI / ERDA accredited lab type test certificate before execution. All as per pre approved by Engineer in charge. For additional technical parameters of products/ work , refer Annexure "A" attached with this BSR .			
				10730.00	Each	10730.00
a	1.00	Each	0.5 HP, 1-Ø, (3 - 18)Mtr, (100-26) LPM	13877.00	Each	13877.00
b	1.00	Each	1.0 HP, 1-Ø, (10-120)Mtr, (30-12) LPM			
135			SITC of Pressure boosting pump with 24 Ltr. MS Tank, pressure switch, pressure gauge, and all standard fittings fully automatic ON / OFF system, 2900 RPM with stainless steel casing, & impellor suitable for following capacity complete in all respect. Appropriate type test certificate / OEM shall have submit NABL / CPRI / ERDA accredited lab type test certificate before execution. All as per pre approved by Engineer in charge. For additional technical parameters of products/ work , refer Annexure "A" attached with this BSR .			
	1.00	Each	1.0 HP (25 - 15) Mtr, (30 - 48) LPM	35723.00	Each	35723.00

			Supply & fixing of GI pipes conforming to IS : 1239 P - 1 (2004) with flanges duly screwed & welded including rubber washer, nuts & bolts of 8mm dia complete in all respect. All as per pre approved by Engineer in charge. For additional technical parameters of products/ work , refer Annexure "A" attached with this BSR .			
137	1.00	P mtr	B class 50mm dia	848.00	P mtr	848.00
			SITC of Contactor OEM Fabricated DOL/Star-Delta Starter panel with switchgear selection as per Type-2 Coordination Chart and made out from 1.6 mm thick powder coated CRCA sheet, enclosure comprising of over load protection relay, short circuit & single phasing protection, Illuminated ON / OFF push buttons, ammeter, voltmeter, indicating lamps etc. suitable for following rating motors complete in all respect. All as per pre approved by Engineer in charge. For additional technical parameters of products/ work , refer Annexure "A" attached with this BSR			
a	1.00	Each	For single phase Submersible / Monoblock pump			
b	1.00	Each	0.5 HP to 1.5 HP (DOL starter)	4923.00	Each	4923.00
			2.0 HP to 3.0 HP (DOL starter)	5406.00	Each	5406.00
a	1.00	Each	For Three phase Submersible / Mono block pump			
b	1.00	Each	7.5 HP to 10.0 HP (Star / Delta starter)	18932.00	Each	18932.00
138			12.5 HP to 15.0 HP (Star / Delta starter)	21711.00	Each	21711.00
			Supply , Installation, Testing and Comissioning of Inverter type Air Cooled Hi Wall split type Air conditioners with latest star rating system as per BEE amended upto date complete with Indoor unit(IDU), Out door unit (ODU), surface / concealed copper Refrigerant piping with insulation (closed cell elastomeric nitrile rubber tubular pipe section) upto 3 Mtr (IDU to ODU), copper power cable upto 3.5 Mtr (IDU to ODU), R-32/R-410 Green Refrigerant, wireless Remote control, suitable for working between 230V +/- 10% with low & high voltage cutoff and 50 hz . single phase AC supply capable of performing cooling, dehumidification, air circulation of following capacity with Scroll / rotary compressor. All as per pre approved by Engineer in charge. For additional technical parameters of products/ work , refer Annexure "A" attached with this BSR .			
a	1.00	Each	1.5 TR ISEER not less then 4.6	58329.00	Each	58329.00
b	1.00	Each	2.0 TR ISEER not less then 4.6	67783.00	Each	67783.00
139			Providing & Fixing of IS : 4985 - 2000 Class -4 (10 Kgf/ Sqcm) UPVC drain water piping with fittings (IS:7834 & 10Kgf/sqcm) like elbow, socket, Tee, solvent cement jointing, support with MS hanger on ceiling or recessed in wall with chasing & plastering with 6 mm thick closed cell elastomeric nitrile rubber insulation including leakage testing etc. as required of following Nominal sizes. All as per pre approved by Engineer in charge. For additional technical parameters of products/ work , refer Annexure "A" attached with this BSR .			
	1.00	Mtr.	20 mm	189.00	Mtr.	189.00
140			Supply, Fixing and testing of following capacity ISO certified company made wall mounted stabilizer having output voltage variation from 200 V to 250 V(+/-5%) with input voltage variation from 170 V to 260 V, time delay facility from 2 to 4 minute and high cutoff at 270 V with providing of 16 Amp /20 Amp Industrial plug top making connection etc complete in all respect. All as per pre approved by Engineer in charge. For additional technical parameters of products/ work , refer Annexure "A" attached with this BSR .			
	1.00	Each	5 kVA	4185.00	Each	4185.00
141			Making hole in stone masonry/ RCC wall/ RCC slab with core cutter for accomodating refrigerant pipe/ drain pipe/ MS pipe/ cables etc of following dia			
	1.00	per inch	100 mm dia per running inch length	160.00	per inch	160.00
142	1.00	Each	Supply & fixing MS powder coated stand suitable for 1.0/1.5/ 2.0 Tr outdoor type of Split AC. All as per pre approved by Engineer in charge. For additional technical parameters of products/ work , refer Annexure "A" attached with this BSR .	580.00	Each	580.00

			Supply, Installation, Testing and Commissioning of IS:1475 marked self contained drinking water cooler with hermetically sealed compressor, non CFC refrigerant suitable for operation on 230V/1ph/50Hz AC supply, Full stainless steel (SS304) body (0.8 mm thick) and tank (0.5 mm thick), stainless steel water tray, minimum two nos Brass Chrome plated faucets and suitable drainage system complete in all respect with required height MS fabricated and Painted Angle iron frame (Cost of frame to be paid Extra) complete in all respect of the following capacity. All as per pre approved by Engineer in charge. For additional technical parameters of products/ work, refer Annexure "A" attached with this BSR.			
	1.00	Each	cooling capacity 150 Ltr./Hr. and storage capacity 150 Ltrs	75878.00	Each	75878.00
144			Providing & Fixing of BIS certified Oil filled radiator having following fins with temperature control setting sound free operation with minimum 1 year warranty & temperature setting, Rated Voltage:-230 V, Rated Wattage:-2400 W made out from CRCA sheet with powder coating, tubular type element castor wheel, 1.5 mtr PVC power cord along with 16 Amp plug top. net weight should not be less than 12 Kg and minimum dimensions are 520 X 165 X 710mm complete in all respect. NABL accredited / appropriated lab testing reports with OEM certificate must submitted to engineer in charge. All as per pre approved by Engineer in charge. For additional technical parameters of products/ work, refer Annexure "A" attached with this BSR.			
	1.00	Each	13 Fins	20121.00	Each	20121.00
145	1.00	Kg	SITC of Interconnecting refrigerant copper pipe for split/Ductable/Cassette AC of DHE Grade C12200- ASTM B68, B75, chemical composition of copper %- 99.0 Min and Phosphorus %- 0.015 to 0.040. For Annealed copper tube :- Tensile strength = 210 Mpa with elongation % = 40 Min. Ink Mark Brand Printing on Hard Tubes should be present. Piping between each set of indoor & outdoor units of different sizes as per OEM requirement & specifications including class 'O' Nitrile rubber sleeves, chase cutting, supports, making good the same with sand cement plaster etc. as required. All as per pre approved by Engineer in charge. For additional technical parameters of products/ work, refer Annexure "A" attached with this BSR.	1987.00	Kg	1987.00
146			Supply & Fixing of Dry Powder Agent (as per IS 4308:2019), ABC type Fire Extinguisher (Stored Pressure type) conforming to IS:15683:2018. Powder coated Internal & External Surface Deep drawn cylinder body of Mild Steel CR2 grade conforming to IS: 513, Squeeze grip Forged brass release valve with Inbuilt safety release device, Diaphragm Type, 0 to 28 bar range pressure gauge, 450 mm long EPDM discharge tube, QR code for Product Traceability including Fixing on wall with suitable Anchor Fasteners as required of following capacity. Test Certificates of all the Parameters along with Hydro test & Burst test (For Cylinder Body) Certificate from OEM / External NABL Accredited Lab is to be submitted. All as per pre approved by Engineer in charge. For additional technical parameters of products/ work, refer Annexure "A" attached with this BSR.			
	1.00	Each	6 kg	4576.00	Each	4576.00
147			Rewinding of ceiling fan motor (starting and running winding) including all necessary material. The motor is to be wound taking no. of coils, turns and pitch as it was originally wound with required size super enamelled wire with 'E' class insulation material and making connections etc. as required. Replacement of material or components shall be use as per guidelines of OEM of original product. All the scrap material should be retained by the contractor. (New model ceiling fan)			
a	1.00	Each	900/1200 mm sweep (New model ceiling fan)	525.00	Each	525.00
b	1.00	Each	1400 mm sweep (New model ceiling fan)	620.00	Each	620.00
c	1.00	Each	All sizes (Old model ceiling fan)	1666.00	Each	1666.00
148	1.00	Each	Labour charges for removing and refixing of Ceiling fan/ Exhaust fan from site	67.00	Each	67.00

			Charges for oiling, overhauling of ceiling fan, table fan, pedestal fan irrespective to the size of fan including removing,refixing of fan from site and testing etc. as required.			
	1.00	Each	Fans with Removing & Refixing at Suitable Location	107.00	Each	107.00
150	1.00	Each	Providing and Replacement of ball bearing of ceiling/ exhaust fan and refixing the same at suitable location as required and as per OEM recommendations. Replacement of material or components shall be use as per guidelines of OEM of original product. All the scrap material should be retained by the contractor.	261.00	Each	261.00
151	1.00	Each	Providing and Replacement of Gun metal bush of ceiling/exhaust/cooler fan/ as required. Replacement of material or components shall be use as per guidelines of OEM of original product. All the scrap material should be retained by the contractor.	154.00	Each	154.00
152	1.00	Each	Servicing and overhauling of 20" sweep desert cooler including oiling, greasing, painting of tank from inside with rubber paint after properly dismantling each assembly and refixing the same as required.	247.00	Each	247.00
153			P & F of ISI marked vertical pump suitable for 20" desert cooler including making connection testing etc. as required.			
	1.00	Each	ISI marked vertical pump	542.00	Each	542.00
154	1.00	Each	Replacement of cooler pads (heavy) set of 3 no. of size 25" x 27"	100.00	Each	100.00
155			P & F fan motor suitable for 20" desert cooler including making connection testing etc. as required.			
	1.00	Each	with copper winding Motor ISI Marked	3510.00	Each	3510.00
156			Rewinding of Heavy duty Exhaust fan motor including all necessary material,The motor is to be wound taking no. of coils,turns and pitch as it was originally wound with required size super enamelled wire with 'E' class insulation material and making connections etc. as required. Replacement of material or components shall be use as per guidelines of OEM of original product. All the scrap material should be retained by the contractor.			
a	1.00	Each	300/ 380 mm sweep	783.00	Each	783.00
b	1.00	Each	450 mm sweep	1016.00	Each	1016.00
157			Rewinding of single phase motor of 1400 RPM including all necessary material and of the same characteristics as original with required size of super enamelled wire 'E' class insulation material and testing etc. as required. Replacement of material or components shall be use as per guidelines of OEM of original product. All the scrap material should be retained by the contractor.			
	1.00	Each	0.75 H.P. To 1.0 H.P.	1256.00	Each	1256.00
158			Rewinding of three phase squirrel cage induction motor of 1400 to 2800 RPM including all necessary material and of the same characteristics as original with required size of super enamelled wire 'E' class insulation material and testing etc. as required. Replacement of material or components shall be use as per guidelines of OEM of original product. All the scrap material should be retained by the contractor.			
a	1.00	Each	7.5 H.P.	4941.00	Each	4941.00
b	1.00	Each	10.0 H.P.	6292.00	Each	6292.00
c	1.00	Each	12.5 H.P.	7622.00	Each	7622.00
d	1.00	Each	15.0 H.P.	9648.00	Each	9648.00
159			Supplying and charging of fresh refrigerant and testing of performance of air conditioner/ fridge/ water cooler of following capacity including capillary and strainer/ filter.			
	1.00	Each	2.0 TR Window/ Split A.C.	3076.00	Each	3076.00
160	1.00	Each	Servicing of 1.0/1.5/2.0 TR capacity Split/ Window type air conditioner	669.00	Each	669.00
161			S & F of capacitor of 230V/ 275V, 50Hz rating of plastic casing and terminals -Lugs or copper wire.			
			Running capacitor			
a	1.00	Each	2.5/3.15 micro farad	47.00	Each	47.00
b	1.00	Each	4.0 micro farad	56.00	Each	56.00

			Rewinding of single phase/3phase submersible motor including all necessary material and of the same characteristics as original with required size of super enamelled wire 'E' class insulation material and testing etc. as required. Replacement of material or components shall be use as per guidelines of OEM of original product. All the scrap material should be retained by the contractor.			
	1.00	Each	From 7.5 HP to 10.0 HP	10296.00	Each	10296.00
163			Repairing of submersible pump of with replacement of broken impellers, diffuser, bush/bearing set, oil seal complete with testing etc. as required. Replacement of material or components shall be use as per guidelines of OEM of original product. All the scrap material should be retained by the contractor.			
	1.00	Each	From 7.5 HP to 10.0 HP	6686.00	Each	6686.00
164			S & F of capacitor of 230V/ 275V, 50Hz rating of plastic casing and terminals -Lugs or copper wire.			
	1.00	Each	Starting capacitor			
			100-120 micro farad	308.00	Each	308.00
165			BSR 2013			
			P & F Normal / High Output High pressure sodium vapour/ Metal halide / Halogen lamp as required.			
			Metal halide lamp single ended tubular			
a	1.00	Each	150 Watt	950.00	Each	950.00
b	1.00	Each	250 Watt	1060.00	Each	1060.00
c	1.00	Each	400 Watt	1140.00	Each	1140.00
			Halogen tube lamp			
a	1.00	Each	500 Watt	90.00	Each	90.00
b	1.00	Each	1000 Watt	120.00	Each	120.00
166			P & F Capacitors for power factor improvement in existing HPSV/ HPMV/ Metal halide lamp fixture as required.			
a	1.00	Each	33 mfd	450.00	Each	450.00
b	1.00	Each	43 mfd	470.00	Each	470.00
167	1.00	Each	P & F Electronic ignitor suitable for HPSV/ Metal halide lamp up to 30.0 Mtr. distance as required.	270.00	Each	270.00
168			P & F vacuum pressure impregnated copper ballast suitable for HPMV / HPSV / Metal halide lamp luminaire as required.			
			For HPSV/Metal halide lamp			
a	1.00	Each	150 Watt	1530.00	Each	1530.00
b	1.00	Each	250 Watt	1850.00	Each	1850.00
c	1.00	Each	400 Watt	2800.00	Each	2800.00
169			P & F Fluorescent tube rod in existing fixtures as required,			
a			Fluorescent powder coated (minimum 3 star rating)			
	1.00	Each	36/40 Watts	63.00	Each	63.00
b			T5 lamps			
	1.00	Each	28 Watts	140.00	Each	140.00
				575.00	Each	575.00
170	1.00	Each	High frequency electronic ballast 18/36 watts for FTL	350.00	Each	350.00
171	1.00	Each	High frequency electronic ballast 9/11/13/18 watts for CFL.	563.00	Each	563.00
172	1.00	Each	High frequency electronic ballast 28 watts for T5 Lamps			
173			P & F starter for existing fluorescent lamp fixture as required.	11.00	Each	11.00
	1.00	Each	FSU			



Secretary

Rajasthan State Sports Council
Jaipur